

पढ़ें और सीखें योजना

संस्कृत में फुले

दुर्गा प्रसाद शुक्ल

विभागीय सहयोग : हीरालाल बाछोटिया



राष्ट्रीय शैक्षिक अनुसंधान और प्रशिक्षण परिषद्
NATIONAL COUNCIL OF EDUCATIONAL RESEARCH AND TRAINING

अप्रैल 1991
चैत्र 1913
PD15T-PM

© राष्ट्रीय शैक्षिक अनुसंधान और प्रशिक्षण परिषद, 1991

सर्वाधिकार सुरक्षित

- प्रकाशक को पूर्व अनुमति के बिना इस प्रकाशन के किसी भाग को छापना तथा इलेक्ट्रॉनिकी, मशीनी, फोटोप्रतिकृति, रिकॉर्डिंग अथवा किसी अन्य विधि से पुनः प्रयोग पद्धति द्वारा उसका संग्रहण अथवा प्रसारण वर्जित है।
- इस पुस्तक की बिक्री इस शर्त के साथ की गई है कि प्रकाशक को पूर्व अनुमति के बिना यह पुस्तक अपने मूल आवरण अथवा जिल्द के अलावा किसी अन्य प्रकार से व्यापार द्वारा उधारी पर, पुनर्विक्रय, या किराए पर न दी जाएगी, न बेची जाएगी।
- इस प्रकाशन का सही मूल्य इस पृष्ठ पर मुद्रित है। खड़ को मुहर अथवा चिपकाई गई पर्वी (स्टिकर) या किसी अन्य विधि द्वारा अंकित कोई भी संशोधित मूल्य गलत है तथा मान्य नहीं होगा।

प्रकाशन सहयोग

सी.एन. राव : अध्यक्ष, प्रकाशन विभाग

प्रभाकर द्विवेदी : मुख्य संपादक
पूरनमल : संपादक

यू. प्रभाकर राव : मुख्य उत्पादन अधिकारी
डी. साई प्रसाद : उत्पादन अधिकारी
चंद्रप्रकाश टंडन : कला अधिकारी
सुबोध, श्रीवास्तव : उत्पादन सहायक

मूल्य : रु० 6.50

प्रकाशन विभाग में सचिव, राष्ट्रीय शैक्षिक अनुसंधान और प्रशिक्षण परिषद, श्री अरविन्द मार्ग, नई दिल्ली-110 016 द्वारा प्रकाशित तथा प्रिन्ट एंड फोटोटाइप सैटर्स, बी-62/8 नारायणा इंडस्ट्रियल एरिया, फेज-II, नई दिल्ली-110 028 में फोटो कम्पोजि होकर, सुप्रीम ऑफसेट प्रेस, नई दिल्ली-110 017 में मुद्रित।

प्राक्कथन

विद्यालय शिक्षा के सभी स्तरों के लिए अच्छे शिक्षाक्रम, पाठ्यक्रमों और पाठ्यपुस्तकों के निर्माण की दिशा में हमारी परिषद् पिछले तीस वर्षों से कार्य कर रही है। हमारे कार्य का प्रभाव भारत के सभी राज्यों और संघशासित प्रदेशों में प्रत्यक्ष और अप्रत्यक्ष रूप से पड़ा है और इस पर परिषद् के कार्यकर्ता संतोष का अनुभव कर सकते हैं।

किन्तु हमने देखा है कि अच्छे पाठ्यक्रम और अच्छी पाठ्यपुस्तकों के बावजूद हमारे विद्यार्थियों की रुचि स्वतः पढ़ने की ओर अधिक नहीं बढ़ती। इसका एक मुख्य कारण अवश्य ही हमारी दूषित परीक्षा-प्रणाली है, जिसमें पाठ्यपुस्तकों में दिए गए ज्ञान की ही परीक्षा ली जाती है। इस कारण बहुत ही कम विद्यालयों में कोर्स के बाहर की पुस्तकों को पढ़ने के लिए प्रोत्साहन दिया जाता है। लेकिन अतिरिक्त-पठन में बच्चों की रुचि न होने का एक बड़ा कारण यह भी है कि विभिन्न आयुवर्ग के बच्चों के लिए कम मूल्य की अच्छी पुस्तकें पर्याप्त मात्रा में उपलब्ध नहीं हैं। यद्यपि पिछले कुछ वर्षों में इस कमी को पूरा करने के लिए कुछ काम प्रारंभ हुआ है पर वह बहुत ही ना काफी है।

इस दृष्टि से परिषद् ने बच्चों की पुस्तकों के रूप में लेखन की दिशा में एक महत्वाकांक्षी योजना प्रारंभ की है। इसके अन्तर्गत, "पढ़ें और सीखें" शीर्षक से एक पुस्तकमाला तैयार की जा रही है जिसमें विभिन्न आयुवर्ग के बच्चों के लिए सरल भाषा और रोचक शैली में अनेक विषयों पर बड़ी संख्या में पुस्तकें तैयार की जाएंगी। हम आशा करते हैं कि 1991 के अंत तक निम्नलिखित विषयों पर हिन्दी में 50 से अधिक पुस्तकें प्रकाशित कर सकेंगे।

- क. शिशुओं के लिए पुस्तकें
- ख. कथा साहित्य
- ग. जीवनियाँ
- घ. देश-विदेश परिचय

- ड. सांस्कृतिक विषय
 च. वैज्ञानिक विषय
 छ. सामाजिक विज्ञान के विषय

इन पुस्तकों के निर्माण में हम प्रसिद्ध लेखकों, अनुभवी अध्यापकों और योग्य कलाकारों का सहयोग ले रहे हैं। प्रत्येक पुस्तक के प्रारूप पर भाषा, शैली और विषय-विवेचन की दृष्टि से सामूहिक विचार करके उसे अंतिम रूप दिया जाता है।

परिषद् इस माला की पुस्तकों को लागत-मूल्य पर ही प्रकाशित कर रही है ताकि ये देश के हर कोने तक पहुंच सकें। भविष्य में इन पुस्तकों को अन्य भारतीय भाषाओं में अनुवाद कराने की भी योजना है।

हम आशा करते हैं कि शिक्षाक्रम, पाठ्यक्रम और पाठ्यपुस्तकों के क्षेत्र में किए गए कार्य की भाँति ही परिषद् की इस योजना का भी व्यापक स्वागत होगा।

प्रस्तुत पुस्तक ज्योतिबा फुले के लेखन के लिए श्री दुर्गा प्रसाद शुक्ल ने हमारा निमंत्रण स्वीकार किया जिसके लिए हम उनके अत्यंत आभारी हैं। जिन-जिन विद्वानों, अध्यापकों और कलाकारों से इस पुस्तक को अंतिम रूप देने में हमें सहयोग मिला है उनके प्रति मैं कृतज्ञता ज्ञापित करता हूँ।

हिंदी में "पढ़ें और सीखें" पुस्तकमाला की यह योजना प्रोफेसर अर्जुन देव के मार्ग-दर्शन में चल रही है। उनके सहयोगियों में श्रीमती संयुक्ता लूदरा, डॉ. रामजन्म शर्मा, डॉ. सुरेश पांडेय, डॉ. हीरालाल बाछोटिया और डॉ. अनिरुद्ध राय सक्रिय सहयोग दे रहे हैं। विज्ञान की पुस्तकों के लेखन का कार्य हमारे विज्ञान एवं गणित शिक्षा विभाग के डॉ. रामदुलार शुक्ल देख रहे हैं। योजना के संचालन में डॉ. बाछोटिया विशेष रूप से सक्रिय रहे हैं। मैं अपने सभी सहयोगियों को हार्दिक धन्यवाद और बधाई देता हूँ।

इस माला की पुस्तकों पर बच्चों, अध्यापकों और बच्चों के माता-पिता की प्रतिक्रिया का हम स्वागत करेंगे ताकि उनसे इन पुस्तकों को और भी उपयोगी बनाने में हमें सहयोग मिल सके।

के० गोपालन
 निदेशक

नई दिल्ली

राष्ट्रीय शैक्षिक अनुसंधान और प्रशिक्षण परिषद्

शोशिल

नागपुर महानगरपालिका की नवनिर्मित सब्जी मंडी। विशाल द्वार, जिसके दोनों ओर दो भव्य मूर्तियाँ। एक ओर एक किसान स्त्री की मूर्ति। सिर पर टोकरा। टोकरे में तरह-तरह की सब्जियाँ। स्त्री ने एक हाथ से टोकरा संभाला हुआ है और दूसरे हाथ से वह एक नन्हे से बालक की अंगुलियाँ पकड़े है।

दूसरी मूर्ति एक भव्य पुरुष की है। सिर पर साफा, तन पर कोट, घुटनों तक धोती। गोल मुँह। दाढ़ी बढी हुई। इस सब्जी मंडी का नाम दिया गया है—महात्मा फुले मंडी।

नागपुर में रहते हुए मैं कई बार इस सब्जी मंडी से गुजरा और जितनी बार उसके सामने से गुजरा मेरी दृष्टि इन दोनों मूर्तियों पर पड़ी। मुझे ज्ञात हुआ कि साफे वाली मूर्ति महात्मा फुले की है। मैंने सोचा, महर्षि कर्वे और बाबा साहब अम्बेडकर की तरह महात्मा फुले भी महाराष्ट्र के कोई महान समाज सुधारक होंगे।

महात्मा फुले के संपूर्ण जीवन को जानने का अवसर, मुझे तब मिला, जब मुझे उनकी जीवनी लिखने का सुझाव मिला। मुझे उनके जीवन की कुछ घटनाएँ भी बताई गईं और उन्हें जानकर मुझे लगा कि मुझे महात्मा फुले की जीवनी अवश्य पढ़नी चाहिए और हो सके तो उसे बच्चों के लिए भी लिखना चाहिए। इसके बाद मैंने नई दिल्ली के महाराष्ट्र परिचय केन्द्र से महात्मा फुले के संबंध में प्राप्त समस्त पुस्तकें पढ़ीं। मुझे स्वयं महात्मा फुले के द्वारा लिखित कुछ पुस्तकें भी पढ़ने को मिलीं। इसके बाद मैं पुणे गया। वहाँ भी मुझे महात्मा फुले के संबंध में कुछ साहित्य मिला। इनमें एक महत्वपूर्ण पुस्तक थी श्री धनंजय कीर की, महात्मा फुले की जीवनी। महात्मा फुले की विभिन्न जीवनियों में कुछ अंतर भी मिला। मैंने इस जीवनी के लिखने के लिए श्री कीर की पुस्तक को ही आधार बनाया। मैं पुणे में महात्मा फुले द्वारा स्थापित स्कूल देखने भी गया। आज इसकी हालत ठीक नहीं है। मैं उनके निवास स्थान पर भी गया। उनका निवास स्थान

आज राष्ट्रीय संपत्ति घोषित कर दिया गया है और उसका रखरखाव आर्कलाजिकल सर्वे आव इंडिया द्वारा किया जा रहा है।

हिन्दी में बच्चों के लिए महात्मा फुले की जीवनी अब तक अनुपलब्ध है और एन सी ई आर टी उनकी जीवनी प्रकाशित कर बहुत बड़ा कार्य कर रही है। इसके लिए वह धन्यवाद की पात्र है। व्यक्तिगत रूप से मैं प्रो. अनिल विद्यालंकार और अपने मित्र डॉ. बाछोटिया का इसलिए आभारी हूँ कि यदि वे मुझे यह जीवनी लिखने का कार्य न सौंपते तो शायद मैं इस देश के एक महान समाज सुधारक के व्यक्तित्व और कृतित्व से अपरिचित ही रहता।

दुर्गाप्रसाद शुक्ल

विषय-क्रम

क्रम संख्या	विषय	पृष्ठ
	प्राक्कथन	III
	दो शब्द	V
1.	एक और वाशिगटन	1
2.	गोरे से फुले	3
3.	कष्टों भरा बचपन	6
4.	एक सपना ज्ञान प्राप्त करने का	9
5.	अध्ययन भी, व्यायाम भी	12
6.	अंतर कथनी और करनी का	14
7.	एक अनुभव अपमानजनक	17
8.	शिक्षा के प्रचार-प्रसार की ललक	19
9.	विरोध की परवाह नहीं	22
10.	कट्टर पंथियों से टक्कर	25
11.	नारी-शिक्षा : विदेशी शासकों द्वारा भी अभिनंदन	31
12.	शिक्षा : समाज सुधार की नींव	34
13.	कुरीतियों का विरोध	37
14.	गरीब मजदूरों और किसानों की सहायता	42
15.	सत्य शोधक समाज	46
16.	सभा के श्रोता बने बाराती	50
17.	"दीनबंधु" का प्रकाशन	53
18.	देशभक्तों की सहायता	55
19.	जन्म एक नए ध्वज का	57
20.	"महात्मा" की उपाधि	60
21.	निर्भीकता का एक प्रेरक प्रसंग	62
22.	कर्तव्य-पूर्ति से ही मिलता है, अमरत्व	64
23.	पुण्य क्या है	68

गांधी जी का जन्तर

तुम्हें एक जन्तर देता हूँ। जब भी तुम्हें सन्देह हो या तुम्हारा अहम् तुम पर हावी होने लगे, तो यह कसौटी आजमाओ :

जो सबसे गरीब और कमजोर आदमी तुमने देखा हो, उसकी शकल याद करो और अपने दिल से पूछो कि जो कदम उठाने का तुम विचार कर रहे हो, वह उस आदमी के लिए कितना उपयोगी होगा। क्या उससे उसे कुछ लाभ पहुंचेगा ? क्या उससे वह अपने ही जीवन और भाग्य पर कुछ काबू रख सकेगा ? यानि क्या उससे उन करोड़ों लोगों को स्वराज्य मिल सकेगा जिनके पेट भूखे हैं और आत्मा अतृप्त है ?

तब तुम देखोगे कि तुम्हारा सन्देह मिट रहा है और अहम् समाप्त होता जा रहा है।

11/1/1933

एक और शक्ति

(मई 1988)

बंबई के मांडवी इलाके का कोलीवाड़ा सभाभवन। रंगबिरंगी-तोरणों से सुसज्जित। लोगों की भारी भीड़। भीड़, जिसमें अमीर भी हैं और गरीब भी। शिक्षित भी, अशिक्षित भी। अधिकांश लोगों के वस्त्र फटे हुए हैं। सिर पर बंधा हुआ साफा भी फटा हुआ है। कुछ लोग टोपियाँ पहने हैं—पुरानी, तेल से भीगी। पर सबके चेहरे पर उत्साह है। वातावरण में चारों ओर उल्लास है।

आज ये सब लोग एक महापुरुष का अभिनंदन करने एकत्र हुए हैं। अभिनंदन से अधिक, वे उस महापुरुष के प्रति अपनी कृतज्ञता, अपना स्नेह व्यक्त करने के लिए स्वेच्छा से जुटे हैं। इस महापुरुष ने उनके हृदय में ज्ञान की ज्योति जलाई है। अशिक्षा और अज्ञान के अंधकार को दूर किया है। उन्हें स्वाभिमान और सम्मान के साथ जीना सिखाया है। इस महापुरुष को अंगरेज भी सम्मान की दृष्टि से देखते थे। बड़ौदा के महाराजा श्री सयाजीराव गायकवाड़ ने तो इस महापुरुष को "बुकर टी. वाशिगटन" की उपाधि से सम्मानित करने का सुझाव दिया था।

बुकर टी वाशिगटन : अमरीका के महान नेता। वाशिगटन ने अमरीका में दासता के विरुद्ध लड़ाई लड़ी थी। उनके प्रयत्नों से अमरीका में मानव-मानव के बीच समानता की भावना का उदय हुआ था। उन्होंने सारे अमरीका को एक किया था। वे अमरीका के राष्ट्रपति भी निर्वाचित हुए थे।

अब उन्हीं के नाम की उपाधि से एक भारतीय को सम्मानित किया जाना था। क्यों? क्योंकि इस व्यक्ति ने भी छुआछूत और ऊंच-नीच के विरुद्ध संघर्ष छोड़ा था। जिन लोगों को सदियों से शिक्षा से वंचित रखा गया था, उन्हें विद्या प्राप्त करने का अधिकार दिलाया था। इसके लिए उन्हें नाना प्रकार के कष्ट झेलने पड़े थे। विरोध और विपत्तियां सहनी पड़ी थीं। पर वे अपने लक्ष्य से नहीं डिगे थे। इस लड़ाई में पहले वे अकेले ही थे। धीरे-धीरे और लोग उनके साथ होते गए और आज उन्हें सम्मानित किया जा रहा था। उन्हें "महात्मा" की उपाधि से विभूषित किया जा रहा था।

कौन थे ये महापुरुष, जिन्हें लोग उत्साह और उल्लास से "महात्मा" की उपाधि देने जा रहे थे?

ये थे ज्योतिबा फुले

ज्योति अर्थात् प्रकाश

सचमुच ज्योतिबा प्रकाश पुंज थे। एक महान सामाजिक क्रांति के ज्योति स्तंभ थे।

यहाँ प्रस्तुत है, उन्हीं की जीवनी।

“गोरे” से “फुले”

आज से डेढ़ सौ वर्ष से भी अधिक पूर्व का भारत। तब देश पराधीन था। समाज तरह-तरह की कुप्रथाओं और कुरीतियों का शिकार था। जाति-पाति का भेद-भाव, छुआछूत का विचार। विद्याध्ययन और ज्ञान-प्राप्ति का अधिकार केवल कुछ वर्गों तक सीमित था। स्त्रियों को पढ़ाने-लिखाने की जरूरत ही नहीं समझी जाती थी। इसी तरह निम्न जाति के समझे जाने वाले लोग भी शिक्षा नहीं प्राप्त कर सकते थे। समाज का एक बहुत बड़ा वर्ग शिक्षा और ज्ञान से वंचित था।

ऐसे ही समय में सन् 1827 में ज्योतिबा फुले का जन्म हुआ। उनके पिता का नाम था गोविंद राव। माता का नाम था चिमणा बाई। गोविंद राव फूलों की खेती करते थे। इसीलिए उनका कुलनाम “फुले” पड़ गया था। पहले उनके वंशज “गोरे” कहलाते थे।

वे सतारा जिले के कडगुण नामक ग्राम के निवासी थे। कडगुण सतारा से पूर्व में पच्चीस मील दूर है।

इसी गांव में गोरे परिवार पीढ़ियों से निवास करता था। गोरे थे, वेतनभोगी ग्राम सेवक जैसे। वे चौगुले कहलाते थे। उनका काम था—सरकारी कागजात लाना-ले जाना। मालगुजारी की उगाही के समय ग्राम के अधिकारी की सहायता करना। फसल की जांच के समय उपस्थित रहना।

गांव में पाटिल थे गायकवाड़। चौगुले और पाटिल की ग्राम में बड़ी प्रतिष्ठा थी।

गोरे जाति से माली थे। उन दिनों माली निम्नजाति के माने जाते थे। उनकी गणना शूद्रों में होती थी। लेकिन गोरे-परिवार को अपने पैतृक-व्यवसाय पर गर्व था। वे स्वाभिमानी थे।

इसी गांव में कुलकर्णी नामक एक ब्राह्मण परिवार था। एक दिन किसी बात पर गोरे और कुलकर्णी में विवाद हो गया। अंत में गोरे को कडगुण छोड़ना पड़ा। वे खानवाड़ी नामक गांव में बस गए।

गोरे को जीवनयापन के लिए कष्ट करना था। वे परिश्रमी थे। वे मेहनत मजदूरी करने लगे। शीघ्र ही उनकी स्थिति सुधर गई। खानवाड़ी में लोग उन्हें मानने लगे। यहाँ उनके एक पुत्र हुआ उसका नाम रखा गया—शेतिबा।

ज्योतिबा फुले का निवास स्थान



यही शोतिबा, ज्योतिबा फुले के दादा थे। पिता की मृत्यु के बाद शोतिबा पुणे चले गये। वहाँ उनकी भेंट एक फूल-वाले से हो गयी। उसने उन्हें अपने यहाँ काम दे दिया।

अब शोतिबा ने विवाह कर लिया। उनके तीन पुत्र हुए। रानोजी, कृष्ण और गोविंद। शोतिबा का परिवार बढ़ता देखकर फूलवाले ने उन्हें फूलों के हार और गजरे बनाने का काम दे दिया। धीरे-धीरे पूरे परिवार ने इस धंधे को अपना लिया। अब वे गोरे से 'फुले' हो गये। फूलों के व्यवसाय में फुले-परिवार ने बड़ी उन्नति की। वे परिश्रमी थे। शीघ्र ही उनके काम की चर्चा पेशवा तक पहुँची। पेशवा उनके कार्यों से प्रसन्न भी हुए और प्रभावित भी। उन्होंने शोतिबा को पैंतीस एकड़ भूमि पुरस्कार स्वरूप दे दी। फुले-परिवार की प्रतिष्ठा और बढ़ गई।

एक दिन शोतिबा का निधन हो गया। रानोजी उनका बड़ा पुत्र था। उसने पिता के नाम पर चढ़ी जमीन अपने नाम करवा ली। फिर एक दिन अपने दोनों छोटे भाइयों कृष्ण और गोविंद को घर से निकलवा दिया। दोनों भाई निराश्रित हो गए। लेकिन गोविंद राव ने हिम्मत नहीं हारी। उन्होंने अपनी मेहनत से पुणे में फुलों की एक दुकान लगा ली।

पुणे के पास ही एक गांव था धन कवाड़ी। वहाँ जगाड़े कलनामवाला एक माली था। उसकी दो बेटियाँ थीं— चिमणाबाई और घोंडाबाई। पाटील ने चिमणाबाई का विवाह गोविन्दराव फुले से कर दिया। और घोंडाबाई का हड़पसर के एक क्षीर सागर कुल में। घोंडाबाई की एक प्रतिभासंपन्न बेटी श्री मगुणाबाई।

बाद में यही मगुणा बाई ज्योतिबा फुले और उनकी पत्नी सावित्री बाई की प्रेरणा बनीं।

गोविन्दराव और चिमणाबाई के तीन पुत्र हुए। इनके पास थे— राजाराम, घोंडिबा और ज्योतिबा। यही ज्योतिबा आगे चलकर महात्मा फुले के नाम से ख्यात हुए।

कष्टों भरा बचपन

ज्योतिबा को माँ का प्यार नहीं मिल पाया। उनकी माँ चिमणाबाई किसी रोग के कारण चल बसीं। तब ज्योतिबा केवल नौ माह के थे। उनके पिता गोविन्द राव पर दुःख का पहाड़ टूट पड़ा। एक ओर दुकान का काम। दूसरी ओर नन्हे ज्योतिबा के लालन-पालन की समस्या। गोविन्दराव चिंतित हो उठे। क्या करें? किसी की सहायता लें।

तभी सगुणाबाई क्षीर सागर ने उनकी समस्या दूर करने का बीड़ा उठाया। सगुणाबाई ज्योतिबा की मौसेरी बहन थीं। वे ज्योतिबा की माँ चिमणाबाई की बहन घोड़ाबाई की बेटी थीं।

सगुणाबाई विधवा थीं। मायके में भी उन्हें कोई सहारा देनेवाला न था। पर वे साहसी थीं। संघर्षों से जूझना जानती थीं। उन्होंने जॉन नामक एक व्यक्ति के यहाँ आया की नौकरी कर ली। जॉन एक मिशनरी था। सगुणाबाई पढ़ी-लिखी नहीं थीं। उन दिनों लड़कियों की शिक्षा के लिए कोई शाला ही नहीं थी। यह इसलिए कि उन्हें पढ़ाने-लिखाने की आवश्यकता ही नहीं समझी जाती थी। लेकिन क्या व्यक्ति केवल शाला में ही शिक्षा पाता है? जीवन भी एक पाठशाला होती है। व्यक्ति उससे भी बहुत कुछ सीखता है। सगुणाबाई ने भी जीवन की पाठशाला से बहुत कुछ सीखा। वे प्रतिभासंपन्न थीं। मिशनरी जॉन के घर उसके बच्चों की देख-रेख करते हुए सगुणाबाई थोड़ी-थोड़ी अंगरेजी बोलने और समझने लगीं।

इन्हीं सगुणाबाई ने एक दिन अपने मौसा गोविन्दराव से कहा, "आप चिंता न करें। ज्योतिबा का लालन-पालन मैं करूँगी।"

गोविन्दराव के तो मन की अभिलाषा पूरी हो गई। उन्होंने नन्हें जोतिबा को सगुणाबाई को सौंप दिया। सगुणाबाई ने जोतिबा को माँ-जैसा प्यार दिया। यों भी वे नन्हें शिशु की मौसेरी बहन भी थीं। स्वयं महात्मा फुले के शब्दों में— "माँ-जैसा दूसरा देवता नहीं लेकिन जिसने मुझे जन्म दिया, उसकी मुझे याद नहीं। मेरे जीवन की यह कमी सगुणाबाई ने पूरी की। उसकी कामना थी कि मैं बड़ा "फादर" बनूँ। न जाने क्यों वह मुझे ज्ञान-बोध कराती थी। बचपन में तो उसने ममता से मेरी सेवा-सुश्रुषा की। कभी न घटनेवाली ज्ञान-संपत्ति उसी ने मुझे दी। धन्य है मेरी आऊ।"

मिशनरी जॉन के बच्चों के साथ-साथ सगुणाबाई ने ज्योतिबा की भी देख-रेख की। ज्योतिबा का इन्हीं अंगरेज बच्चों के बीच विकास होने लगा।

गोविन्दराव का एक सपना था—ज्योतिबा खूब पढ़े-लिखे। समाज में अपना स्थान बनाए। अतः उन्होंने एक ब्राह्मण श्री विनायक राव जोशी को ज्योतिबा की शिक्षा का भार सौंपा। विनायक राव जोशी ने ज्योतिबा को पढ़ाना शुरू किया। पहले उन्होंने उन्हें मराठी में अक्षर ज्ञान कराया। फिर अन्य पुस्तकें पढ़ाईं।

ज्योतिबा मेधावी थे। मराठी के ज्ञान के साथ-साथ उन्होंने गणित भी सीख लिया था। गुरु जोशी चाहते थे कि ज्योतिबा को आगे की पढ़ाई के लिए "चर्च ऑव स्काटलैंड मिशन" के स्कूल में भर्ती करा दें। यह सन् 1833 की बात है।

लेकिन, ज्योतिबा स्कूल में अधिक समय नहीं पढ़ पाए। गोविन्दराव के अनेक परिचितों को ज्योतिबा का अंगरेजी स्कूल

में पढ़ना पसन्द नहीं था। उन्होंने गोविंदराव से कहा कि अंगरेजी पढ़कर ज्योतिबा बिगड़ जाएगा। फिर उसे अपना पैतृक व्यवसाय ही करना है—मालीगिरी का। फूल उगाने और बेचने का। ज्यादा पढ़ाई-लिखाई व्यर्थ सिद्ध होगी।

गोविन्दराव उलझन में पड़ गए। वे स्वयं तो चाहते थे कि बेटा पढ़े-लिखे। पर संबंधी, मित्र, परिचित ज्योतिबा के विद्याध्ययन के विरोधी थे। यही नहीं, उन्होंने गोविन्दराव को एक धमकी भी दी थी। यदि वे ज्योतिबा को पढ़ाएंगे तो उन्हें जाति-बिरादरी से निकाल दिया जाएगा।

इस धमकी के आगे गोविन्दराव विवश थे। एक दिन उन्होंने नौ वर्षीय ज्योतिबा को स्कूल से निकलवा लिया। अब ज्योतिबा का काम खेती में पिता का हाथ बँटाना था। वे उत्साह से इस काम में भी जुट गए। लेकिन उनका मन दुखी था, खिन्न था।

एक सपना ज्ञान प्राप्त करने का

ज्योतिबा को स्कूल से हटा लेने पर सगुणाबाई भी दुखी थीं। उन्होंने उन्हें पुत्र की भाँति पाला-पोसा था। उनका एक सपना था—ज्योतिबा पढ़े-लिखे। ईसाई फादर की भाँति समाज में आदर और सम्मान प्राप्त करे। पर वे कर भी क्या सकती थीं।

वर्ष बीतते चले गए। सगुणाबाई ने अपना सपना संजोकर ही नहीं रखा। वे उसे पूरा करने का प्रयत्न भी करने लगीं।

वे लिजिट साहब नामक एक ईसाई सज्जन से मिलीं। वे गोविन्दराव के एक परिचित मुंशी गफारबेग के मित्र भी थे। सगुणाबाई ने लिजिट साहब से प्रार्थना की कि वे मुंशीजी के साथ जाकर गोविन्दराव को समझाएँ। कहें कि वे ज्योतिबा को विद्याध्ययन से वंचित न रखें।

लिजिट साहब भी गोविन्दराव को जानते थे। गफारबेग मुंशी की बात तो गोविन्दराव कभी नहीं टालते थे। लिजिट साहब और गफारबेग मुंशी स्वयं ज्योतिबा से प्रभावित थे। उन्होंने देखा था, यह किशोर दिन भर खेतों में काम करता है। रात को लैंप के प्रकाश में पढ़ता है। उन्होंने गोविन्दराव को समझाने का निश्चय कर लिया।

एक दिन की बात है, गोविन्दराव अपने घर के सामने बाग में खुरपी लिये काम कर रहे थे। ज्योतिबा उनकी पीठ के पीछे खड़े थे। उन्होंने अपने पिता से अनुरोध किया—“दादा, मैं अंगरेजी पाठशाला में जाना चाहता हूँ।”

"यह पाठ तुझे किसने पढ़ाया, ज्योतिबा?" गोविन्दराव ने पूछा।

"किसी और ने नहीं, गफारबेग मुंशी ने ही मुझसे कहा कि तू अंगरेजी स्कूल में जा। देखो, मुंशीजी वहाँ खड़े हैं। उनसे पूछ लो।" ज्योतिबा ने उत्तर दिया।

गोविन्दराव ने बाग के द्वार की ओर देखा। वहाँ सचमुच गफारबेग मुंशी खड़े थे—हंसते हुए।

गोविन्दराव ने ज्योतिबा से कहा, "अरे बेटा, तू मराठी तो अच्छी तरह लिख लेता है। वही काफी है। है कि नहीं!"

"दादा, मेरी कक्षा के सारे ब्राह्मण छात्र अंगरेजी स्कूल में भर्ती हो गए हैं। सदाशिव गोवंडे, सखाराम परांजपे, मोरु वालवेकर..."

"ज्योतिबा, वे ब्राह्मण के बेटे हैं। उनका काम ही विद्या अर्जित करना है।" गोविन्दराव ने समझाने की कोशिश की।

"दादा, विद्या तो सभी को सीखनी चाहिए। मुझे अंगरेजी स्कूल जाने दो न!" ज्योतिबा ने फिर अनुरोध भरे स्वरों में कहा।

"पर बेटा, तू अंगरेजी पढ़कर क्या करेगा? क्या बाबू बनेगा? खुरपी छोड़कर कलम पकड़ेगा?" गोविन्दराव ने एक साथ कई प्रश्न कर डाले।

"दादा, नौकरी करने के लिए मैं अंगरेजी नहीं सीखना चाहता।"

"फिर?" गोविन्दराव ने पूछा।

"अंगरेजी पढ़कर मैं समझदार बनना चाहता हूँ।" ज्योतिबा ने उत्तर दिया।

"वाह बेटा, क्या, जो अंगरेजी नहीं जानते वे समझदार नहीं होते! देखो, तुम्हारे दादा तो मराठी लिखना-पढ़ना भी नहीं जानते थे। फिर भी उन्होंने पेशवा के दरबार में कितना नाम कमाया।" गोविन्दराव ने बेटे को समझाने की कोशिश की।

र दादा, तब वहाँ अंगरेजों का राज्य नहीं था।” कहते तब घर के भीतर चले गए।

गरबेग मुंशी पिता-पुत्र का वार्तालाप सुन रहे थे। वे गोविन्दराव के पास आए। बोले, “गोविन्दराव, बच्चे मत तोड़ो। वह होनहार है। उसे आगे पढ़ाओ।” इस तरह मुंशी ने गोविन्दराव को बहुत समझाया। अंततः ए।

नवरी 1843! ज्योतिबा मिशन स्कूल में फिर से जाने के बाद फिर से उन्होंने पढ़ाई शुरू की थी। वे कुशाग्र उन्होंने शीघ्र ही पिछली पढ़ाई भी पूरी कर ली।

अध्ययन भी, व्यायाम भी

ज्योतिबा की एक नियमित दिनचर्या थी। वे बहुत तड़के उठते। स्नान करने के बाद व्यायाम में जुट जाते। सौ डेढ़ सौ दंड और बैठक लगाते। इसके बाद विद्याध्ययन में लग जाते। पढ़ाई करने के बाद वे बाग में पिता के साथ काम करते। फिर भोजन कर शाला की राह पकड़ते। कक्षा में गुरुजी जो भी पाठ पढ़ाते उसे ध्यान पूर्वक सुनते और पढ़ते। शाला से लौटने के बाद शाम को वे आसपास के बच्चों को एकत्र कर खेलते-कदते। कभी खो-खो, कभी आट्या-पाट्या और कभी कुश्ती। ज्योतिबा जानते थे कि स्वस्थ शरीर में ही स्वस्थ मस्तिष्क होता है।

ज्योतिबा के अनेक मित्र थे। इनमें सदाशिव गोवंडे नामक एक छात्र से उनकी गहरी मित्रता थी। सदाशिव एक निर्धन ब्राह्मण का पुत्र था। ज्योतिबा की भाँति वह भी मेधावी था। दोनों के बीच मित्रता का एक और कारण था। यह थी विचारों की समानता। ज्योतिबा और सदाशिव—दोनों के मन में देश के प्रति प्रेम था। वे दोनों दलितों और शोषितों की दयनीय दशा से दुखी थे। दोनों चाहते थे कि उनमें जागृति लाई जाए। दोनों पर एक पुस्तक ने अत्यधिक प्रभाव डाला था। यह पुस्तक एक महान विचारक थामस पेन की थी। इस पुस्तक का नाम था "मनुष्य के अधिकार।"

पुणे में उन दिनों मांग जाति के एक देशभक्त रहा करते थे। उनका नाम था लहुजीबुआ। सभी लोग उन्हें "गुरुजी" संबोधन

कर आदर देते थे। लहुजीबुआ युवकों को तलवार-भाला और पटा चलाना सिखाते थे। वे उनमें देश-प्रेम की भावना भी जगाते। इन्हीं लहुजी बुआ के शिष्य थे, प्रसिद्ध क्रांतिकारी वासुदेव बलवंत फड़के। उन्होंने महाराष्ट्र में अंगरेज शासकों के खिलाफ सशस्त्र क्रांति करने का प्रयत्न किया था। ज्योतिबा ऐसे क्रांतिकारियों के गुरु लहुजी बुआ के शिष्य थे।

उन दिनों पुणे में दो तरह के विचारों के लोग थे। एक थे, धर्म और रूढ़ियों में बंधे हुए। वे स्वयं को श्रेष्ठ तथा निम्नजाति के लोगों को अछूत समझते थे। दूसरे वे जो आधुनिक विचारों से प्रभावित थे। इनमें अनेक ब्राह्मण भी थे। अपने कट्टर दृष्टिकोण के कारण रूढ़िवादी लोग, आधुनिक विचारों के लोगों को हेय समझते थे। उनकी दृष्टि में मिशन स्कूल में पढ़ना पाप और धार्मिक अपराध था। अपने धर्म से भ्रष्ट होने-जैसा था, आदि-आदि। पर नए विचारों वाले लोगों को उनके विरोध की तनिक भी परवाह नहीं थी। ऐसे युवकों में अनेक प्रतिभा संपन्न ब्राह्मण छात्र भी थे। लेकिन वे निर्धन थे। वे अछूत समझे जाने वाले युवकों से मिलते-जुलते थे। उनसे गहरी मित्रता रखते थे।

अंतर कथनी और करनी का

ज्योतिबा फुले के कई ब्राह्मण मित्र भी थे—उनमें दो के साथ उनकी बड़ी मित्रता थी—इनके नाम थे सखाराम यशवंत परांजपे और मेरो विट्टल वल्वेकर। इस मित्रमंडली को क्रांति से लगाव था। वे अंग्रेजों को देश से बाहर करना चाहते थे। ये मित्र विदेशी क्रांतिकारी विचारकों की पुस्तकें पढ़ते। उनके आदर्शों और उनके विचारों पर चिन्तन और मनन करते।

एक रात की बात है, ज्योतिबा गुरु लहुजी बूआ के साथ उनके घर लौट रहे थे। उनके संग गोवंडे और परांजपे भी थे। वे एक पहाड़ी पर तलवार-पटा चलाने का अभ्यास करने गए थे। राह में ज्योतिबा ने लहुजीबूआ से जॉर्ज वाशिंगटन की जीवनी पढ़ने के लिए मांगी। वे बोले, "घर चलकर ले लो।"

गुरुजी के घर के पास पहुंचकर परांजपे और गोवंडे ने उनसे विदा ले ली। ज्योतिबा को पुस्तक लेने लहुजीबूआ के साथ जाना था।

घर के पास पहुंचकर लहुजीबूआ ने पुकार कर कहा, "'यमू', जरा मेरी पुस्तकों का थैला तो लाना।"

कुछ ही पलों में एक दस बरस की लड़की पुस्तकों का थैला लेकर बाहर आई। उसका सिर घुटा हुआ था।

ज्योतिबा के हृदय को आघात पहुंचा। इतनी छोटी-सी बालिका और विधवा!

उन्होंने पूछा, "गुरुजी, यह कौन है?"

"यह मेरी बेटी यमू है। विवाह के दस दिन बाद ही इसका प्रति नहीं रहा।"

"दस दिन नहीं बाबा, आठ दिन।" यमू ने सहज भाव से पिता की बात काटी। पिता ने उसकी ओर घूरकर देखा।

तभी ज्योतिबा ने कहा, "गुरुजी, इसका दूसरा विवाह क्यों नहीं कर देते?"

"छि-छि" गुरुजी ने तत्काल घृणा से कहा, "दुबारा यह बात भूल से भी नहीं कहना।"

ज्योतिबा विचलित हो उठे। बोले, "पर गुरुजी ऐसा क्यों? इसके बाल?"

"विधवा है न। धर्म की आज्ञा के अनुसार विधवा केश नहीं रख सकती।" गुरुजी ने कहा।

"तब क्या हम इस धर्म को बदल नहीं सकते?" ज्योतिबा ने गंभीरता से पूछा।

"छि, छि, कहीं धर्म भी बदला जाता है!" गुरुजी ने उत्तर दिया।

"गुरुजी, जब हम अपना राज्य स्थापित कर लेंगे, तब भी धर्म नहीं बदला जाएगा।" ज्योतिबा ने पुनः पूछा।

"तब भी नहीं। धर्म कभी नहीं बदला जाएगा। उसे हम नहीं बदल सकते।" गुरुजी ने दो टूक उत्तर दिया। फिर जैसे उन्हें याद आया, "अरे, तुम्हें तो जॉर्ज वाशिंगटन की जीवनी चाहिए थी न? अभी देता हूँ।"

"नहीं गुरुजी, रहने दीजिए।" रुंधे कंठ से ज्योतिबा ने कहा और वे वहाँ से चल पड़े।

ज्योतिबा अपने पिता से कोई बात नहीं छिपाते थे। वे अपनी समस्याओं की उनसे चर्चा करते। उनके विचार सुनते। उनकी सलाह मानते।

घर आकर ज्योतिबा ने पिताजी से चर्चा की। उन्हें बताया कि अंगरेजों के खिलाफ सशस्त्र क्रांति करने की कोशिश की जा

रही है। उन्होंने भी क्रांतिकारियों की सूची में अपना नाम लिखा दिया है।

पिता अनुभवी थे। जानते थे कि केवल कुछ लोग अंगरेजों से नहीं लड़ सकते। अंगरेजों के पास संगठित सेना थी। पिता ने उन्हें समझाया। कहा कि सबसे पहले अपना अध्ययन पूर्ण करो। ज्योतिबा को यह बात जंच गई। उन्होंने पिता की सलाह मान ली।

अध्ययन समाप्त कर वे शाला से निकले। इस समय उनकी अवस्था इक्कीस वर्ष थी। ज्योतिबा ने महापुरुषों के चरित्रों का अध्ययन किया था। उन्होंने तुकाराम की गाथा, एकनाथ की भागवत, ज्ञानेश्वर की ज्ञानेश्वरी को भी पढ़ा। गीता, उपनिषद, पुराणों—जैसे धार्मिक ग्रंथों का भी अध्ययन किया। ज्योतिबा ने पश्चिमी देशों के विचारकों के भी ग्रंथ पढ़े। मिल, स्पेंसर, थामस पेन आदि दार्शनिकों के विचारों का भी उन पर प्रभाव पड़ा।

ज्योतिबा ने एक बात अनुभव की। लोग कहते कुछ थे, और करते कुछ थे। उनकी कथनी और करनी में जमीन-आसमान का अंतर था। उन्होंने देखा, धर्म के नाम पर, जाति के नाम पर अत्याचार किए जाते हैं। ऊँच-नीच का भेद, छुआछूत का विचार, समाज में सब जगह व्याप्त है। इससे बहुत सारे लोगों का जीवन दुखी है, कष्टों से भरा हुआ है। ज्योतिबा दिन-रात इन्हीं बातों पर विचार करते। इन समस्याओं को कैसे हल किया जाए, यह सोचते।

एक अनुभव अपमानजनक

ज्योतिबा के एक मित्र थे सखाराम। वे ब्राह्मण थे। उनके भाई का विवाह था। सखाराम ने ज्योतिबा को भी विवाह में निमंत्रित किया। मित्र के भाई का विवाह था। ज्योतिबा भी गए।

वरयात्रा का समय। चारों ओर हर्ष का वातावरण। अच्छी, सुंदर वेशभूषा में बाराती।

तभी एक बाराती की दृष्टि ज्योतिबा पर पड़ी। वह क्रोध से चीख उठा—“अरे वरयात्रा में ये कहाँ से आ गया? निकालो इसे बाहर।”

अब तो चारों ओर शोर मच गया।

ज्योतिबा का शरीर अपमान से जल उठा। लेकिन मित्र के भाई की बारात थी। आनंद के अवसर पर वे कोई अप्रिय घटना नहीं घटने देना चाहते थे। वे चुपचाप अपने घर लौट आए। पर रात भर उन्हें यह अपमान सालता रहा। अपने अपमान से अधिक, इस बात का विचार कि मनुष्य-मनुष्य के बीच यह भेद क्यों? ऊँच-नीच, छुआछूत का विचार क्यों?

घर आकर ज्योतिबा ने पिता को सारी घटना कह सुनाई। पिता के लिए यह कोई नया अनुभव नहीं था। पिता ने कहा, “बेटा, ये लोग दृष्ट हैं। उनसे लड़ना कठिन है। उनके विरोध का विचार छोड़ दे।”

लेकिन ज्योतिबा नई पीढ़ी के थे। चुपचाप बैठना उन्हें स्वीकार नहीं था। वे सामाजिक बुराइयों के विरुद्ध संघर्ष से मुंह

मोड़ना नहीं चाहते थे। उन्होंने संकल्प किया कि वे इन बुराइयों का सामना करेंगे। उन्हें दूर करने और मिटाने में जी-जान से जुटेंगे।

वरयात्रा में हुई घटना ने ज्योतिबा के जीवन में क्रांतिकारी परिवर्तन किया।

ज्योतिबा ने अनुभव किया, बिना शिक्षा प्रसार के बहुजन समाज में चेतना नहीं आएगी। वे अपने अधिकारों के प्रति सचेत नहीं हो पाएँगे। बहुजन समाज अर्थात् वे लोग जिन्हें तब अछूत और निम्नजाति का माना जाता था।

ज्योतिबा कहते हैं—

विद्या बिना मती गेली

मती बिना नीती गेली

नीती बिना गती गेली

गती बिना वित गेले

विता बिना शुद्र खचले

इतने अनर्थ एक अविद्या ने केले

अर्थात्—विद्या के बिना मति गई। मति के बिना नीति का विचार गया। नीति के बिना गति गई। गति गई तो वित अर्थात् धन भी गया। वित के बिना शुद्र और एक अविद्या के कारण इतना अनर्थ हुआ।

एक और जगह वे कहते हैं—

विद्या शिकतांच पावाल तें सुख

ध्यावा माझा लेख जोति मृण्णे

अर्थात्—विद्या सीखने पर ही सुख मिलेगा। मेरे इस लेख पर ध्यान रखो। यह ज्योतिबा का कहना है।

शिक्षा के प्रचार-प्रसार की ललक


ज्योतिबा बहुजन समाज में शिक्षा का प्रसार करना चाहते थे। पर कोई उपाय नहीं सूझ रहा था। अचानक एक घटना घटी और ज्योतिबा को नया रास्ता दिखाई दे गया।

ज्योतिबा के एक घनिष्ठ मित्र थे—सदाशिव गोवंडे। शिक्षा पूरी करने के बाद सदाशिव इनाम कमीशन में काम करने लगे थे। उनका तबादला अहमदनगर हो गया था। वहाँ वे जज के कार्यालय में कार्य करते थे। एक दिन ज्योतिबा मित्र से मिलने गए। उन दिनों अहमदनगर में अनेक मिशनरी स्कूल थे। वहाँ अमरीकन मिशन की ओर से कन्या पाठशालाएँ थीं। कुमारी फरार नामक एक स्वयं सेविका इन स्कूलों की देख-रेख करती थीं। ज्योतिबा उन स्कूलों को देखने गए। वे सदाशिव के साथ कुमारी फरार से भी मिले। कुमारी फरार ने दोनों मित्रों को प्रीतिभावान पाया। देखा कि वे कुछ करना चाहते हैं। उन्होंने दोनों मित्रों से भारतीय स्त्रियों की दुर्दशा के बारे में बात की। उन दिनों स्त्रियों की शिक्षा के बारे में कोई ध्यान नहीं देता था। शिक्षा के बिना स्त्रियों का मानसिक विकास नहीं हो पाता था। कुमारी फरार ने ज्योतिबा को नारी शिक्षा का महत्व समझाया।

कुमारी फरार के विचारों से ज्योतिबा बहुत प्रभावित हुए। मन ही मन उन्होंने एक संकल्प भी कर लिया। उन्होंने निश्चय किया कि वे पूना में स्त्रियों के लिए एक पाठशाला स्थापित करेंगे।

1 जनवरी, सन् 1848! भारत में स्त्री-शिक्षा के इतिहास में एक महत्वपूर्ण तिथि।

ज्योतिबा ने इसी दिन पुणे में लड़कियों के लिए एक पाठशाला खोली। यह शाला तात्या साहब भिडे नामक एक सज़्जन की हवेली में खोली गई। तात्या साहब ब्राह्मण थे, परोपकारी स्वभाव के, उनके मन में सबके प्रति दया थी, ममता थी, वे उदार हृदय के व्यक्ति थे। वे भी स्त्री शिक्षा के महत्व को समझते थे। स्त्री-शिक्षा को वे पुण्य का कार्य समझते थे। उन्होंने कन्या पाठशाला के लिए अपनी हवेली खुशी-खुशी दे दी। कोई किराया भी नहीं लिया। यही नहीं, पाठशाला शुरू करने के लिए उन्होंने ज्योतिबा को एक सौ एक रुपये भी दिए और प्रतिमास पाँच रुपये चंदा देने का वचन दिया। उन दिनों पाँच रुपये की बड़ी कीमत थी। अब समस्या थी, इस पाठशाला के लिए छात्राओं की। ज्योतिबा ने अपनी पत्नी सावित्री देवी फुले का छात्रा के रूप में नाम लिखाया। वे शाला की पहली छात्रा थीं। उसके बाद ज्योतिबा ने अपने मित्रों से बात की। उनसे अपनी स्कूल जो ज्योतिबा फुले ने शुरू किया



बेटियों को पाठशाला में भेजने का अनुरोध किया। फलतः पाठशाला में छह लड़कियों ने आना शुरू किया। इन छह लड़कियों में से चार ब्राह्मण परिवार से थीं। एक गड़रिया और एक मराठा जाति की थी।

शुरू-शुरू में तो इन लड़कियों के अभिभावक उन्हें पाठशाला में भेजने से डरते थे। इसका कारण भी था। ज्योतिबा की इस पाठशाला का विरोध शुरू हो गया था। विरोध करने वाले कुछ ब्राह्मण ही थे। वे इसे धर्मविरोधी कार्य मानते थे। पर ज्योतिबा ने इन लड़कियों के अभिभावकों को समझाया। उन्हें स्त्री-शिक्षा का महत्व बताया और वे मान गए। अपनी बेटियों को स्कूल में भेजने लगे।

विरोध की परवाह नहीं

ज्योतिबा की सहायता करने वाले कम लोग थे और विरोधी अधिक। ऐसे विरोधी पुरातनवादी थे। उन्होंने ज्योतिबा पर तरह-तरह के आरोप लगाए।

कहा गया फले षड्यंत्रकारी है। वह शूद्रों और दासों को विद्या पढ़ाकर उन्हें ब्राह्मणों के बराबर बैठा रहा है। और भी तरह-तरह के आरोप लगाए।

पर ऐसे आरोप लगाने वाले लोग भी विवश थे। उनका लालन-पालन ऐसे ही वातावरण में हुआ था। उन दिनों धर्म की यही व्याख्या की जाती थी। उन सबके संस्कार ही ऐसे थे। लेकिन ज्योतिबा ने अपना कार्य जारी रखा।

शाला खुल गई। छात्राएँ भी आ गईं। उनकी संख्या भी बढ़ने लगी। अकेले ज्योतिबा उन सबको नहीं पढ़ा सकते थे। और शिक्षकों की भी जरूरत थी। अतः ज्योतिबा ने अपनी पत्नी सावित्री देवी को पहले से ज्यादा पढ़ाना शुरू किया। तीन वर्षों तक ज्योतिबा ने सावित्री देवी को घर पर भी पढ़ाया।

ज्योतिबा के पिता गोविंदराव को कई संबंधियों और मित्रों ने डरगाया-धमकाया। कहा, "तुम्हारी बहू पढ़-लिखकर औरों को पढ़ाएगी। ये गलत बात है। या तो तुम ज्योतिबा से कहकर शाला बंद करवाओ या फिर उसे घर से निकाल दो। नहीं तो हम तुम्हें जाति से निकाल देंगे। फिर तुम्हारी चालीस पीढ़ियाँ नर्क में जाएँगी। तुम्हारी भी यही गति होगी।"

बेचारे गोविंदराव क्या करते? उन्होंने ज्योतिबा और सावित्री बाई को यह बात बता दी। फिर भयभीत मन से चेतावनी दी, "या तो शाला बंद करो या फिर घर से बाहर निकल जाओ।"

ज्योतिबा चिंतित हो उठे। एक ओर पिता की आज्ञा। पिता से उनका प्रेम! दूसरी ओर सामाजिक जागरण का लक्ष्य। उन्होंने सोचा, सिद्धांतों के लिए घर से भी बाहर निकलना पड़े तो कोई हर्ज नहीं। उन्होंने पिता से कहा, "मुझे घर से निकलना स्वीकार है पर मैं शाला बंद नहीं कर सकता।"

ज्योतिबा ने तो निर्णय कर लिया, पर सावित्री देवी! वे स्त्री थीं। मसुर का घर छोड़कर कैसे जाएँ। ज्योतिबा ने भी उन पर दबाव नहीं डाला। बस यही कहा, "तुम्हारा मन जैसा कहे, वैसा ही करो।"

सावित्री बाई दुविधा में पड़ गईं। अंत में उन्होंने भी निर्णय कर लिया। वे पति के कार्यों में हाथ बटाएँगी। उनका साथ निभाएँगी।

इस तरह एक दिन पति-पत्नी ने घर छोड़ दिया।

अब ज्योतिबा पुणे के गंजपेठ क्षेत्र में रहने लगे। आजीविका के लिए भी कुछ करना आवश्यक था। अतः ज्योतिबा ने ठेके लेने का कार्य शुरू किया। वे इमारतें-सड़कें बनाने का ठेका लेने लगे। साथ ही शाला में पढ़ाते भी रहते।

ज्योतिबा और सावित्रीबाई की लगन देखकर कई लोगों को प्रेरणा मिली। पर कुछ ऐसे पुरातनवादी भी थे, जो अभी भी उनका विरोध करते थे।

सावित्रीबाई को ज्यादा परेशानी झेलनी पड़ती थी। जब वे अध्यापन के लिए शाला जातीं तो कुछ लोग उनका उपहास करते। अपशब्द कहते। मिट्टी और धूल फेंकते। तरह-तरह के आक्षेप लगाए जाते। तब वे मन में कहतीं, 'ईश्वर इन्हें क्षमा करना। ये नासमझ हैं। मैं तो अपने कर्तव्य का पालन कर रही हूँ।'

शिक्षा का काम तो तुम्हारी, साक्षात् ईश्वर की सेवा है।' फिर वे उन लोगों से कहतीं— "भाइयों, मैं तो आपकी छोटी-छोटी बहनों को पढ़ाने का काम करती हूँ। मुझे प्रोत्साहित करने के लिए ही आप मुझ पर ये फूल फेंक रहे हैं। ये गोबर या पत्थर नहीं है। मैं इन्हें फूल मानती हूँ। इससे तो मुझे अपनी बहनों को पढ़ाने का अधिकाधिक प्रोत्साहन मिलता है। भगवान आपको सुखी रखे।"

सावित्रीबाई धुन की पक्की थीं। ऐसे लोगों के व्यवहार से वे जरा भी भयभीत नहीं हुईं। वे तीन साड़ियाँ रखतीं। एक घर से चलते वक्त पहनने के लिए। राह में कुछ लोगों द्वारा धूल-मिट्टी आदि फेंकने से उनकी साड़ी गंदी हो जाती। उसे वे शाला जाकर बदल लेतीं। जब बात बहुत बढ़ गई तो तात्या साहब ने एक वलिष्ठ व्यक्ति को सावित्री देवी के साथ कर दिया। इन लोगों के साथ बलवन्त सखाराम कोंडे भी रहने लगे। अब किसी की हिम्मत नहीं होती कि उन्हें छेड़ता।

इन्हीं दिनों एक ब्राह्मण शिक्षक भी ज्योतिबा की शाला में पढ़ाने लगे। उनका नाम कत्रे था।

कुछ दिनों बाद ज्योतिबा ने एक और स्कूल खोल दिया। अब दो स्कूल थे—एक रास्तापेठ में, दूसरा बेतालपेठ में।

15 मई, सन् 1848 में ज्योतिबा ने पुणे के नानापेठ में एक और स्कूल खोला। इसमें लड़के-लड़कियाँ, दोनों एक साथ जानार्जन कर सकते थे। कहते हैं, भारत में अछूतों के लिए खोली गई यह प्रथम शाला थी। इस शाला में बच्चों को पढ़ाने का कार्यभार सगुणाबाई क्षीरसागर ने संभाला। बाद में सावित्रीबाई भी वहाँ पढ़ाने लगीं। धीरे-धीरे चार वर्षों में ज्योतिबा ने पुणे में अठारह शालाएँ खोलीं—ये शालाएँ उन वर्गों के लोगों के लिए थीं, जिन वर्गों के लिए सदियों से विद्या मंदिर के द्वार बंद थे।

हर व्यक्ति में प्रतिभा होती है। कुछ लोगों को उसे निखारने का अवसर मिल जाता है, कुछ लोगों को नहीं। पर जब उन्हें अवसर मिलता है, तो वे भी किसी से पीछे नहीं रहते।

21 मार्च 1852 की घटना है। पुणे के शुक्रवार पेठ में ज्योतिबा की शाला में बड़ा उत्साह था। छात्र मनोयोग से पढ़ रहे थे। आज उनकी परीक्षा होने वाली थी। परीक्षक थे, शिक्षा निरीक्षक (एज्युकेशन इंस्पेक्टर) मेजर कैंडी। उन्होंने शाला के बच्चों की परीक्षा ली। कमजोर वर्ग के समझे जाने वाले छात्र, छाछूत के शिकार, पर उनमें बुद्धि की कमी नहीं थी। बस, कमी थी तो अवसर की, पढ़ने की सुविधा की। ज्योतिबा ने उन्हें यह अवसर दिया था। यह सुविधा जुटाई थी। उनकी प्रतिभा निखर उठी थी। मेजर कैंडी ने उन सबकी परीक्षा ली। उनके ज्ञान से, उत्साह से, वे अत्यंत प्रभावित हुए। परीक्षा लेने के बाद वे बोले, "ये बच्चे तो विश्रामबाग की शाला की ऊँची/कक्षाओं में पढ़ने वाले कई बच्चों से भी अच्छे हैं। इनका लेखन शुद्ध है। पाठ का वाचन शुद्ध है।

ज्योतिबा ने क्रांतिकारी कार्य किया था। उनकी प्रशंसा भी होने लगी थी।

उन् दिनों पुणे में "ज्ञान प्रकाश" नामक एक समाचार पत्र प्रकाशित हुआ करता था। 5 दिसम्बर 1853 के अंक में उसमें एक संपादकीय छपा। उसमें कहा गया था— "अपने नीच बंधुजनों को

अज्ञान के सागर से बाहर निकालकर उन्हें जानामृत का सेवन कराने में ज्योतिबा ने बहुत अधिक संकट झेले हैं। इस जाति पर उनका यह बहुत बड़ा उपकार है। हम भी उनका आभार मानते हैं।”

ज्योतिबा के इस विद्यादान के यज्ञ में और लोगों ने भी आहुति दी। कई अंगरेजों और कई मित्रों ने भी उन्हें सहायता दी। उन्हें दक्षिणा कोष से भी पचास रुपये मिलने लगे।

यह दक्षिणा कोष क्या था?

दक्षिणा कोष पेशवाओं ने आरंभ किया था। उसका भी एक इतिहास है।

प्राचीन काल से राजा और संपन्न नागरिक योग्य और बुद्धिमान पुरोहितों को दान दिया करते थे। यह दान एक तरह का पुरस्कार था। शैक्षणिक, धार्मिक, सांस्कृतिक क्षेत्र में कार्य करने वालों को यह दान दिया जाता था। धीरे-धीरे यह एक प्रथा बन गई। इसका उद्देश्य अच्छा था। पर इसका एक दुष्परिणाम भी हुआ। कुछ लोगों ने दान-दक्षिणा के सहारे ही जीवन चलाने की पद्धति अपना ली।

सन् 1674 में शिवाजी का राज्याभिषेक हुआ। इस समय उन्होंने ब्राह्मणों को खूब दान-दक्षिणा दी। प्रत्येक वर्ष श्रावण मास में वे ब्राह्मणों को दान-दक्षिणा देते। बाद में शिवाजी के पुत्र संभाजी और गजाराव ने भी यह प्रथा आगे बढ़ाई। फिर वाजीराव प्रथम का समय आया। सेनापति उमाड़े को परास्त करने के बाद उसने भी दान-दक्षिणा देने के लिए अपना कोष खोल दिया। यह समाचार अन्य क्षेत्रों के ब्राह्मणों तक भी पहुंचा। वे भी दान-दक्षिणा लेने पुणे आने लगे।

बाद में अंगरेज आए। उन्होंने भी दक्षिणा कोष जारी रखा। पर उन्हें लगा, इसमें कहीं कोई गड़बड़ है। सन् 1840 में उन्होंने एक जाँच शुरू की। उसमें पता चला कि सूची में कई नाम जाली

हैं। पते भी झूठे हैं। कई लोग ऐसे भी थे, जो ब्राह्मण नहीं थे। लेकिन दान-दक्षिणा के लिए उन्होंने स्वयं को ब्राह्मण घोषित कर रखा था। इस जालसाजी में दक्षिणा कोष के कुछ संचालक भी शामिल थे। दक्षिणा कोष से वास्तविक विद्वानों को सहायता मिलना कठिन हो गया। यह कोष भ्रष्टाचार का शिकार हो गया।

ज्योतिबा के समय भी यह प्रथा जारी थी। पर वह मनमानी लूट का रास्ता बन गई थी। ज्योतिबा ने तो इस बुराई के खिलाफ संघर्ष करने का संकल्प किया था। उन्होंने इस प्रथा के विरुद्ध आवाज उठाई। पुणे में और लोगों को भी यह बात कचोटती थी। इनमें कई ब्राह्मण भी थे। इनमें एक युवक था। लोकहितवादी। जून 1849 में उन्होंने इस प्रथा का खुलकर विरोध किया। कहा कि दक्षिणा कोष व्यर्थ की प्रथा है। इससे राजकोष का अपव्यय होता है।

लोकहितवादी ने एक सुझाव दिया। सुझाव यह था—सरकार को एक प्रार्थना पत्र दिया जाए। उसमें अनुरोध किया जाए कि सरकार इस कोष के कुछ धन से पारितोषिक दे। यह पारितोषिक प्रतिवर्ष मराठी में श्रेष्ठ पुस्तक की रचना के लिए या अनुवाद के लिए दिया जाए।

इस सुझाव के अनुसार हस्ताक्षर अभियान चलाया गया। उस पर अनेक महत्त्वपूर्ण लोगों ने हस्ताक्षर किए, इनमें सुधारवादी ब्राह्मण भी शामिल थे।

कुछ लोग ऐसे भी थे, जिन्हें यह सुझाव पसंद नहीं था। इनमें एक थे विश्रामबाग शाला के प्रधानाध्यापक श्री बलराम किराद। अन्ना साहेब चिपलूणकर उनके पास हस्ताक्षर कराने गए तो उन्होंने इनकार कर दिया। उन्होंने चिपलूणकर से प्रार्थना पत्र की एक प्रति भी माँगी। दोनों के बीच कहा-सुनी हो गई। वातावरण विषाक्त हो उठा। चिपलूणकर समझदार थे। उन्होंने बात बढ़ाना उचित नहीं समझा। वे मन ही मन भयभीत भी हो

उठे थे। कहीं लोग उन्हें अपशब्द न कह बैठें। उनके साथ मारपीट न करने लगे। वे तुरंत वहां से निकल पड़े। अपने मित्र केशवराव भवालकर के पास पहुँचे।

इधर विश्रामबाग शाला में उत्तेजना फैल गई। शाला के विद्यार्थी केशवराव भवालकर के निवास-स्थान पर भी पहुँच गए। उधर पुणे में एक अफवाह फैल गई। कहा गया कि कुछ अंगरेजी जानने वाले युवक षड्यंत्र कर रहे हैं। उनका उद्देश्य ब्राह्मणों का विनाश करना और हिंदू धर्म को कमजोर बनाना है।

अब क्या था। प्रार्थनापत्र के विरोधी संगठित हो गए। उन्होंने माँग की कि प्रार्थना पत्र उन्हें सौंपा जाए। ऐसा नहीं किया गया तो परिणाम अच्छा न होगा। अनर्थ हो जाएगा।

केशवराव भवालकर निर्भीक व्यक्ति थे। वे इस विरोध-प्रदर्शन से जरा भी भयभीत नहीं हुए। उन्होंने कहा, "मैं इस प्रार्थना पत्र की सारी जिम्मेदारी उठाने के लिए तैयार हूँ।"

पर आम लोगों में उन जैसा साहस नहीं था। उनका साथ देने के लिए कोई भी आगे नहीं आया।

इससे कट्टरपंथियों का साहस बढ़ा। उन्होंने एक समिति गठित कर डाली। समिति की ओर से घोषणा की गई कि यह प्रार्थना पत्र धर्मविरोधी है। इसे तैयार करने वालों और इसका समर्थन करनेवालों का सामाजिक बहिष्कार किया जाए। यही नहीं, उन्हें एक सार्वजनिक सभा में उत्तर देने के लिए भी बुलाया जाए। उन्होंने अगले ही दिन सभा आयोजित करने की भी घोषणा कर दी।

प्रार्थना पत्र के समर्थक बड़ी कठिनाई में पड़ गए। अब क्या करें? कौन बचाएगा उन्हें इस संकट से! सहसा किसी को ज्योतिबा का ध्यान आया। वे जानते थे, ज्योतिबा भी दक्षिणा कोष के विरोधी हैं। वे साहसी और दृढ़-निश्चयी भी हैं। कट्टरपंथियों से लोहा लेने का सामर्थ्य भी उनमें है। वे सब

ज्योतिबा के पास पहुँचे। ज्योतिबा ने उनकी बात ध्यान से सुनी। प्रार्थना पत्र तैयार करने वालों में उनके सहपाठी भी थे, घनिष्ठ मित्र भी थे। और फिर उम्रका उद्देश्य भी अच्छा था। पाखंड के खिलाफ था। भ्रष्टाचार के विरोध में था। ज्योतिबा ने कहा, "चिंता न करो। सारी जिम्मेदारी मैं अपने ऊपर ले लूँगा।"

फिर ज्योतिबा ने एक योजना बनाई। उसे केशवराव भवालकर को समझा दिया।

अगले दिन ही सभा होने वाली थी। ज्योतिबा ने अपने क्षेत्र के युवकों से बात की। उन्हें प्रार्थना पत्र का महत्त्व समझाया। बात की बात में दो सौ युवक ज्योतिबा का साथ देने के लिए आगे आ गए। वे सभी स्वस्थ थे, हृष्ट-पुष्ट थे। मारपीट की स्थिति में भागने वाले नहीं थे। ज्योतिबा ने पुणे के युवा बुद्धिजीवियों से भी बात की। वे समाज सेवकों और शिक्षित लोगों से भी मिले। अधिकारियों के समर्थन से भी काफी लोग आगे आ गए। अंगरेज अधिकारियों ने एक ब्राह्मण इंस्पेक्टर को बुलवाया और आदेश दिया कि देखो, सभा-स्थल पर कोई गड़बड़ी न होने पाए। जरूरत पड़े तो सख्ती से काम लो।

सभा हुई। दोनों पक्षों के लोग मैदान में आ डटे। एक पक्ष के नेता थे श्री वी.एन. रानाडे। उन्होंने सभा में प्रश्न किया, "कौन यह ब्राह्मण-विरोधी कार्य कर रहा है? किसने सुझाव दिया है कि दक्षिणा कोष का धन लेखन और अनुवाद के लिए दिया जाए? इस प्रार्थना पत्र को लिखने वाला कौन व्यक्ति है?"

अभी श्री रानाडे ने अपने प्रश्न समाप्त भी नहीं किये थे कि श्री केशवराव भवालकर उठ खड़े हुए। ज्योतिबा ने उन्हें पहले ही समझा दिया था कि प्रश्न किए जाने पर क्या उत्तर देने हैं।

केशवराव भवालकर ने श्री रानाडे के प्रश्नों के उत्तर में केवल एक ही वाक्य कहा, केवल एक ही नाम बताया। उन्होंने कहा, "ज्योतिबा फुले"।

ज्योतिबा फुले। सभा में एक फुसफुसाहट फैल गई। दक्षिणा कोष के समर्थकों ने ज्योतिबा की ओर देखा। उनके साथ खड़े युवा ब्राह्मणों को देखा। उनकी नजर दलित समाज के युवकों पर भी पड़ी। वे जानते थे कि ज्योतिबा ब्राह्मणों के शत्रु नहीं हैं। वे तो कुछ ब्राह्मणों के पाखंडवाद के विरोधी हैं। ज्योतिबा का विरोध करना उन्हें उचित नहीं लगा। वे सब चुप रहे। सभा बिना किसी विवाद के समाप्त हुई।

इस घटना का बड़ा प्रभाव पड़ा। ज्योतिबा सामाजिक क्रांति के नेता माने जाने लगे।

नारी-शिक्षा : विदेशी शासकों द्वारा भी अभिनंदन

ज्योतिबा नारी-शिक्षा के आंदोलन का सब पर प्रभाव पड़ा था। अनेक अंगरेज अधिकारी उनके प्रशंसक भी हो गए थे। इनमें एक थे पूना संस्कृत कॉलेज के मेजर कैंडी। उन दिनों बंबई प्रांत में बोर्ड ऑफ एजुकेशन के प्रेसिडेंट थे सर एटस्किन पैरी। वे भी ज्योतिबा से प्रभावित थे। उनके कार्यों से प्रसन्न थे। सर पैरी कहते थे, जो कार्य सरकार को करना था, जिसे करने के लिए सरकार संकोच कर रही थी, उसे ज्योतिबा ने पूरा कर दिखाया। बंबई के ज्युडीशियल कमिश्नर तो स्थान-स्थान पर ज्योतिबा की सराहना करते हुए नहीं थकते थे। सर पैरी ने बंबई प्रांत की सरकार को एक सुझाव दिया। ज्योतिबा ने शिक्षा, विशेषकर स्त्री-शिक्षा की दिशा में महत्वपूर्ण कार्य किया है। उनका सार्वजनिक अभिनंदन किया जाना चाहिए।

12 जून 1852 पुणे के एक समाचार पत्र में एक समाचार प्रकाशित हुआ। उसे पढ़कर कुछ लोग अत्यंत प्रसन्न हुए। कुछ लोग बेहद दुखी, खिन्न और क्रोधित। यह समाचार क्या था--

समाचार था--

स्त्री-शिक्षा के क्षेत्र में ज्योतिबा द्वारा किए गए कार्यों से सरकार अत्यंत प्रभावित है। नारी-शिक्षा की दिशा में किए गए प्रयत्नों के लिए सरकार शीघ्र उन्हें सम्मानित और पुरस्कृत करने वाली है।

इस समाचार को पढ़कर पुणे के प्रगतिशील बुद्धिजीवी और ज्योतिबा के मित्र अत्यंत प्रसन्न हुए। दुखी वे हुए जो कट्टरपंथी थे। उन्होंने सोचा, एक दलित का अभिनंदन! ऐसे दलित का जिसका पिता अपढ़ है। जो मामूली माली है। पर वे कर भी क्या सकते थे?

16 नवम्बर 1852।

पुणे का विश्रामबाड़ा। पेशवाओं का विश्रामबाड़ा। जहाँ कभी दलितों का प्रवेश वर्जित था। इस विश्राम बाड़े में ज्योतिबा फुले का सरकार की ओर से अभिनंदन किया गया। मुख्य अतिथि थे, बंबई प्रांत के गवर्नर। इस अवसर पर अनेक अंगरेज दंपति, अन्य विदेशी और पुणे के संभ्रांत नागरिक भी उपस्थित थे। उस दिन विश्रामबाड़े में तीन हजार लोगों की भीड़ जमा थी।

समारोह शुरू हुआ। सरकार ने पुणे कॉलेज के मेजर कैंडी को अभिनंदन का भार सौंपा था। मेजर कैंडी ने सम्मानस्वरूप ज्योतिबा को एक शाल भेंट किया। उन दिनों उसकी कीमत दो सौ रुपये थी। वह एक कीमती शाल थी। अपने अभिनंदन-भाषण में मेजर कैंडी ने कहा, "शिक्षा बोर्ड, लंदन कोर्स और ब्रिटिश सरकार ज्योतिबा फुले की प्रशंसक है। उन्होंने निस्वार्थ भाव से नारी-शिक्षा के प्रसार के लिए कार्य किया है। उन्होंने इस दिशा में एक कीर्तिमान भी स्थापित किया है। सरकार और हम सब उनकी भूरि-भूरि प्रशंसा करते हैं।"

समारोह में गवर्नर ने भी भाषण दिया। ज्योतिबा के अनेक मित्रों ने भी भाषण दिए। इनमें मोरेश्वर शास्त्री और बापू भांडे भी थे। उन्होंने ज्योतिबा के कार्यों पर और उनके मार्ग में आने वाली कठिनाइयों पर प्रकाश डाला।

अंत में ज्योतिबा उत्तर देने के लिए खड़े हुए। गंभीर स्वरों में ज्योतिबा ने कहा, "मुझे ऐसा नहीं लगता कि मैंने कोई विशेष कार्य किया है। मैंने तो अपना कर्तव्य मात्र निभाया है। मेरा

अनुरोध है कि यहाँ एकत्र जनता-जनार्दन आगे आए। सरकार भी नारी-शिक्षा के कार्य को तत्काल अपने हाथ में लेकर पूरा करे।”

ज्योतिबा ने कहा, “मैंने अपनी अंतरात्मा के अनुसार कार्य किया। मेरे लिए दीन-दलितों का कार्य ईश्वर की साधना से भी बढ़कर है। मैं अपने मित्रों का भी आभारी हूँ। उनके स्नेह से, अपार सहयोग से ही मैं यह कार्य, जो अत्यंत कठिन था, पूरा कर पाया।”

अगले दिन सारे समाचार पत्रों में ज्योतिबा के शासकीय अभिनंदन का समाचार प्रकाशित हुआ। सबने उनकी प्रशंसा भी की। ज्योतिबा के भाषण का असर हुआ। सरकार ने नारी-शिक्षा की दिशा में प्रयत्न शुरू कर दिया। दक्षिणा कोष से ज्योतिबा की शाला के लिए प्रतिमास 75 रुपए देने की व्यवस्था की गई। ज्योतिबा ने ज्ञान की ज्योति जला दी थी। उनका एक लक्ष्य पूरा हुआ था। पर वह पर्याप्त नहीं था। समाज में और भी अनेक कुरीतियाँ थीं। उन्हें भी दूर करना था। ज्योतिबा ने अपनी शालाएँ सरकार को सौंप दीं। फिर उन्होंने अन्य क्षेत्रों की ओर अपना ध्यान लगाया। कौन से थे ये क्षेत्र?

स्कूल जो ज्योतिबा ने चलाये



ज्योतिबा : समाज सुधारकर्ता

ज्योतिबा का विश्वास था--शिक्षा ही सामाजिक सुधार की नींव है। और उन्होंने उसकी नींव डाल दी थी। उनका विश्वास था जब तक स्त्रियों और अछूतों की सर्वांगीण उन्नति नहीं होगी, तब तक समाज में सुधार नहीं हो पाएगा।

उन दिनों स्त्रियों पर तरह-तरह के प्रतिबंध थे। विधवा स्त्रियों द्वारा केश रखने का रिवाज नहीं था। उनका मुंडन करा दिया जाता था। दूसरा विवाह करने की बात तो स्वप्न में भी नहीं सोची जा सकती थी। ज्योतिबा ने विधवा-विवाह कराने का बीड़ा उठाया।

8 मार्च 1860 को उन्होंने गोखले बाग में एक विधवा-विवाह कराया। वर-वधु शणयी जाति के थे। इसका भी कम विरोध नहीं हुआ। ज्योतिबा आलोचनाओं से घबराए नहीं। विधवाओं के पुनः विवाह के बारे में उन्होंने सार्वजनिक रूप में लिखा-- "जब किसी स्त्री का पति मर जाता है तो उस स्त्री को दुःख के सागर में डूब कर अत्यधिक संकट उठाने पड़ते हैं। अपनी मृत्यु पर्यन्त उसे विधवा-जीवन बिताना पड़ता है। यही नहीं, पहले तो उसे सती भी होना पड़ता था। पर कभी यह सुना है कि कोई पुरुष अपनी पत्नी की मृत्यु के उपरांत "सती" हुआ है? वह चाहे जितने विवाह कर सकता है। पर स्त्रियों की स्थिति ऐसी नहीं है।"

ज्योतिबा कहते थे, "विधवाओं का फिर से विवाह कराना

एक सामाजिक दायित्व है। समाज को आगे आकर यह करना चाहिए। उसे विधवाओं का सम्मान करना चाहिए। अपनाना चाहिए। उसे आश्रय देना चाहिए। उन्होंने सिद्ध किया कि हिंदू धर्मग्रंथों में विधवाओं के पुनः विवाह पर कोई प्रतिबंध नहीं है।¹¹

ज्योतिबा ने एक और क्रांतिकारी कार्य किया। उन्होंने एक प्रसूतिगृह और बालहत्या प्रतिबंधक संस्था की भी स्थापना की। इसकी भी एक कहानी है।

एक दिन की बात है। ज्योतिबा ने देखा कि एक विधवा युवती आत्महत्या की कोशिश कर रही है। उन्होंने उसे बचाया। वे उसे घर लेकर आए। वह युवती ब्राह्मण थी। उसका नाम था काशीबाई। वह माँ बनने वाली थी। वह विधवा थी। माँ बन जाती तो लोग उसका जीना मुश्किल कर देते। समाज के भय से उसने आत्महत्या करने की ठानी।

ज्योतिबा ने उसकी पूरी कहानी सुनी। फिर बोले, "तुम चिंता मत करो। हमारे घर चलो।"

काशीबाई गंजपेठ के केसोपंत सिंदी नामक एक व्यक्ति के घर रहती थी। ज्योतिबा के समझाने-बुझाने पर उसने आत्महत्या का विचार त्याग दिया। बाद में उसने एक शिशु को जन्म दिया। प्रसव के दौरान सावित्रीबाई ने बड़ी सहायता की। बाद में बड़ी धूमधाम से उस शिशु का नामकरण संस्कार हुआ। ज्योतिबा और सावित्रीबाई ने शिशु का नाम रखा यशवंत। बाद में सावित्रीबाई ने ही उस शिशु का लालन-पालन किया। उन्होंने उसे अपना बेटा ही मान लिया। वह यशवंत फुले कहलाने लगा। बाद में वह एक डॉक्टर बना।

ज्योतिबा की बाल हत्या प्रतिबंधक संस्था को और लोगों ने भी सहायता दी। ये सब सुधारवादी थे। उन दिनों "ज्ञान प्रकाश" नामक एक समाचार पत्र छपता था। उसके फरवरी 1871 के अंक में एक सूचना छपी। उसमें कहा गया था कि एक परोपकारी सज्जन ने गर्भवती स्त्रियों और बच्चों की सहायता के लिए, उन्हें

आश्रय देने के लिए एक संस्था बनाई है।

उन दिनों बाल-विवाह की प्रथा थी। बचपन में ही बच्चों की शादी कर दी जाती थी। बहुधा लड़कों की बचपन में ही मृत्यु हो जाती। तब उसकी बालिका-पत्नी को विधवाओं जैसा जीवन व्यतीत करना पड़ता। उसके केश काट दिए जाते। सिर मुंडा दिया जाता।

ज्योतिबा ने इसका विरोध किया। उन्होंने नगर के नाई समाज को संगठित किया। विधवाओं के केश न काटने के लिए उन्हें समझाया।

ज्योतिबा किसी एक व्यक्ति द्वारा दो पत्नियाँ रखने के भी विरोधी थे। स्वयं उन्होंने दूसरा विवाह नहीं किया। सावित्रीबाई के कहने पर भी।

हुआ यह था कि सावित्रीबाई के कोई संतान नहीं हुई थी। वे चाहती थीं कि ज्योतिबा दूसरा विवाह कर लें ताकि उनका वंश चले। पर ज्योतिबा ने उनकी बात भी नहीं मानी।

"सार्वजनिक सत्य धर्म" नामक अपनी पुस्तक में उन्होंने लिखा है—

कुछ लोभी पुरुष ज्यादा सुख की लालसा में या अपनी इच्छा पूरी करने के लिए दो-दो, तीन-तीन पत्नियाँ रखते हैं। इसके लिए कुछ दुराग्रही पुरुष धर्मग्रन्थों का भी हवाला देते हैं। पर यदि इसी आधार पर स्त्रियाँ भी अपनी इच्छा की तृप्ति के लिए दो-दो, तीन-तीन विवाह करें तो पुरुषों को कैसा लगेगा? क्या उन्हें वह शास्त्र-विरोधी नहीं लगेगा?

उन दिनों छुआछूत का बड़ा जोर था। अछूतों को सार्वजनिक कुएँ से पानी नहीं भरने दिया जाता था। ज्योतिबा ने इस प्रथा का भी विरोध किया। उन्होंने अपने घर के कुएँ को सबके लिए खोल दिया। यह सन् 1868 की बात है। ज्योतिबा ने अछूत समझ जाने वाले लोगों से कहा कि वे भी उनके कुएँ से पानी भर सकते हैं। पर उन्हें विश्वास नहीं हुआ। वे भयभीत भी थे कि कैसे पानी भरें। अतः ज्योतिबा ने स्वयं उनकी गागरें भरीं और उनके सिंगों पर रखीं। तभी उन्हें विश्वास हुआ कि ज्योतिबा सचमुच चाहते हैं कि वे सब उनके कुएँ से पानी भरें।

ज्योतिबा छुआछूत दूर करना चाहते थे। सन् 1873 में उन्होंने एक विज्ञापन प्रकाशित करवाया। इस विज्ञापन में कहा गया था कि--

"यदि कोई शूद्र अथवा किसी भी धर्म का व्यक्ति नीति अनुसार स्वच्छ उद्योगधंधा शुरू करना चाहता है और वैसा ही आचरण करता है तथा मुझे उस पर विश्वास हो जाता है तो मैं उसे अपने कुटुंब का व्यक्ति समझ कर उसके साथ अन्न-व्यवहार रखूंगा। फिर वह भले ही किसी भी देश का क्यों न हो।"


ज्योतिबा अपने विचारों पर दृढ़ता से अमल करते थे।

सन् 1864 की घटना है। उनके पिता श्री गोविंदराव का देहांत हो गया। पिता की मृत्यु से ज्योतिबा की बहुत आर्थिक हानि हुई। उनकी पैतृक संपत्ति पर औरों ने कब्जा कर लिया। इस

विवाद का जन्म तो गोविंदराव की मृत्यु के बाद ही हो गया था। दाह-संस्कार के बाद उनके भाई ने और किसी संस्कार में भाग नहीं लिया।

ज्योतिबा कब किसी की चिंता करने वाले थे। उन्होंने पिता के श्राद्ध दिवस पर कोई धार्मिक विधि नहीं की, न संबंधियों को भोजन के लिए बुलवाया। इसकी बजाय उन्होंने भिखारियों को भोजन कराया। गरीब और हरिजन छात्रों को पट्टी, पेंसिलें और पुस्तकें बाँटीं। फिर तो प्रतिवर्ष पिता के श्राद्ध दिवस पर वे ऐसा ही करते।

सन् 1876 में ज्योतिबा पुणे नगरपालिका के सदस्य बने। अब से समाज-सुधार का कार्य और अच्छी तरह कर सकते थे। उन्होंने देखा था कि पिछड़े और अछूत समझे जाने वाले लोगों का जीवन कष्टमय है। उन्हें पीने के लिए पानी तक नहीं मिल पाता। अतः उन्होंने इन लोगों के लिए पेयजल की व्यवस्था करने की मांग की। उन्होंने इन लोगों को और सुविधाएँ देने की भी मांग ज्योतिबा फुले का कृपां



की। पर कभी-कभी राजनीति के कारण उनके सुझाव स्वीकार भी नहीं किए जाते थे।

सितम्बर 1879 की बात है। ज्योतिबा ने नगरपालिका में एक प्रस्ताव रखा। प्रस्ताव में कहा गया था कि बुधवार बाड़े के सार्वजनिक पुस्तकालय के जले हुए कमरे पुनः बनवा दिए जाएँ। ये कमरे एक सशस्त्र क्रांति के प्रयत्न के दौरान जल गए थे। क्रांति करने वाले थे वासुदेव बलवंत फड़के।

फड़के एक तरह से ज्योतिबा के गुरुभाई थे। ज्योतिबा की भांति उन्होंने भी लहुजीबुआ से शस्त्र विद्या सीखी थी। उन्होंने एक सेना बनाई थी। अंगरेजों से लोहा लिया था। वे सफल नहीं हो पाए पर आज सारा देश शहीदों के रूप में उन्हें पूजता है। उन्हीं की क्रांति के दौरान सार्वजनिक पुस्तकालय के कमरे जल गए थे। अंगरेज जानते थे कि जले कमरे फिर से बनवाना ठीक नहीं रहेगा। लोग वहाँ जाएंगे तो उन्हें वासुदेव बलवंत फड़के की, उनके साथियों की, उनकी क्रांति की याद आएगी। पर वे ऐसा साफ-साफ कह भी नहीं सकते थे। उन्होंने बहाना बनाया कि बुधवारवाड़ा में पुस्तकालय नहीं बनवाया जा सकता। वहाँ सफाई की व्यवस्था नहीं है। इस प्रकार ज्योतिबा का प्रस्ताव अस्वीकार कर दिया गया।

ज्योतिबा हमेशा सार्वजनिक हित को प्रधानता देते थे। वे सार्वजनिक हित के लिए मतभेद भूल जाते थे। विरोधियों के प्रस्ताव का भी समर्थन करते। नगरपालिका के एक सदस्य थे हरिराव चिपलूणकर। उन्होंने सुझाव रखा कि वर्ष के प्रारंभ में ही सदस्य सामूहिक रूप से प्रबंध समिति गठित किया करें। ज्योतिबा ने इस प्रस्ताव का समर्थन किया। ज्योतिबा ने हमेशा अपव्यय का विरोध किया। उनका सुझाव था कि नगरपालिका की आमसभा की सहमति के बिना एक पैसा भी खर्च न किया जाए। एक बार हरिराव चिपलूणकर ने प्रस्ताव रखा कि पुणे में एक नया सब्जी

बाजार बनाया जाए। ज्योतिबा ने इस प्रस्ताव का समर्थन किया। साथ ही यह भी सुझाव दिया कि ऐसी दुकान का किराया प्रतिमाह चार आने से अधिक नहीं होना चाहिए। बाद में बिट्ठल पेठ में यह बाजार बनाया गया।

ज्योतिबा जिस प्रस्ताव को ठीक नहीं समझते, उसका डटकर विरोध भी करते। सन् 1880 की बात है। पुणे में सरकार ने निर्णय किया कि नगर में शराब की और दुकानें खोली जाएँ। ज्योतिबा ने इस प्रस्ताव का डटकर विरोध किया।

30 नवम्बर 1880 की बात है। पुणे नगरपालिका में एक प्रस्ताव रखा गया। इसमें कहा गया कि वायसराय पुणे पधार रहे हैं। अतः उनके स्वागत के लिए सजावट हेतु एक हजार रुपये स्वीकार किये जाएँ।

ज्योतिबा ने इस प्रस्ताव का प्रबल विरोध किया। कहा कि यह फिजूलखर्ची है। अच्छा होगा, यदि यह राशि गरीबों की शिक्षा के काम में लाई जाए।

पुणे नगरपालिका में एक बार यह सुझाव दिया गया कि पुणे में सवा तीन लाख रुपये की लागत से एक बाजार बनवाया जाए। ज्योतिबा ने सुझाव दिया कि यह सारी धनराशि गरीबों और दलितों में शिक्षा-प्रसार के लिए व्यय की जाए। उनका सुझाव न माना गया तो ज्योतिबा ने एक और सुझाव दिया। उन्होंने कहा, "बाजार के लिए इमारत कम से कम रुपयों में बनाई जाए। बाजार में दुकानें कम किराए में गरीब दुकानदारों को दी जाएँ।"

अंततः इमारत के लिए सवा तीन लाख की बजाय दो लाख रुपये मंजूर किए गए। ज्योतिबा ने जोर देकर कहा कि शेष राशि दलितों की शिक्षा पर व्यय की जाए।

नगरपालिका के अधिकारी चाहते थे कि इस इमारत का नाम एक अंगरेज गवर्नर के नाम पर रखा जाए। ज्योतिबा ने इसका विरोध किया।

आज यह बाजार फुले मार्केट के नाम से प्रसिद्ध है।
सन् 1882 में नगरपालिका का कार्यकाल समाप्त हो गया।
सन् 1883 में नये चुनाव होने लगे। लोगों ने ज्योतिबा से कहा कि
वे पुनः सदस्यता के लिए चुनाव लड़ें। ज्योतिबा ने इससे इन्कार
कर दिया। वे कुछ और बड़ा कार्य करना चाहते थे।

गरीब मजदूरों और किसानों की सहायता

ज्योतिबा ने स्त्रियों और दलितों में शिक्षा-प्रसार का कार्य शुरू किया, पर उनका ध्यान समाज के अन्य लोगों पर भी था। उन्होंने विधवाओं के सुखी जीवन के लिए भी कार्य किया। उनका ध्यान गरीब मजदूरों और किसानों पर भी गया।

ज्योतिबा ठेकेदारी भी करते थे। उन्हें एक बड़ा ठेका भी मिला। इन दिनों खड़कवासला तालाब का काम चल रहा था। इस तालाब के लिए पत्थरों की पूर्ति का ठेका ज्योतिबा को मिला। इस कार्य में समाणे और परांजपे नामक दो लोगों ने भी उनकी सहायता की। इस काम के दौरान उन्होंने मजदूरों की दीनदशा देखी। उन्होंने उनके बीच शिक्षा-प्रसार का कार्य शुरू किया। उन्हें संगठित होकर कार्य करने के लाभ समझाए।

कुछ समय बाद यरवदा पुल का कार्य शुरू हुआ। ज्योतिबा को चूने की पूर्ति का ठेका मिला। और भी कई ठेकेदार थे। वे मजदूरों का खूब शोषण करते थे। इंजीनियरिंग विभाग के लोग भी इन भ्रष्ट ठेकेदारों से मिले हुए थे। ज्योतिबा ने मजदूरों का पक्ष लिया। उन्हें संगठित किया। अन्याय-अत्याचार और शोषण के विरुद्ध संघर्ष छेड़ दिया।

मजदूरों की भाँति गरीब किसान भी दुखी थे। ज्योतिबा का ध्यान उनकी ओर भी गया। वे ऐसे गरीब किसानों से मिलते।

उनका मार्गदर्शन करते। वे गाँव-गाँव जाते। और उनमें जागृति की भावना भरते।

सन् 1885 में ज्योतिबा ने एक चित्र बनवाया। उसकी हजारों प्रतियाँ गरीब किसानों में बंटवाईं।

इस चित्र में क्या अंकित था?

इस चित्र का नाम रखा गया था--

"सुधारणे चे झाड़" अर्थात् सुधार का वृक्ष।

चित्र में एक किसान बना था। उसके सिर पर एक वृक्ष उगा था। इस वृक्ष में साग-सब्जी और फल उगे थे। ये फल केवल भट्ट (ब्राह्मण) सेठ (साहूकार) और सत्ताधारी खाते दिखाए गए थे। उनके बोझ से किसान दबा जा रहा था।

यह एक व्यंग्य चित्र था। गरीब किसानों पर इसका अच्छा अमर पड़ा।

उन दिनों सरकार किसानों से "लोकल फंड" भी लेती थी। पर इस राशि से किसानों को कोई लाभ नहीं होता था। ज्योतिबा ने इस फंड का भी विरोध किया।

ज्योतिबा का ध्यान जमींदारी और साहूकारों के अत्याचारों की ओर भी गया।

इसी समय एक घटना घट गई। सिरूर तालुके में करदहे नामक एक गाँव था। इस गाँव में एक गरीब किसान के खिलाफ साहूकार ने अदालत से डिग्री ले ली। उसके नौकरों ने किसान का घर छीन लिया। करदहे ग्राम के किसान उत्तेजित हो उठे। धीरे-धीरे यह विद्रोह समूचे पुणे जिले में फैल गया। गरीब किसानों ने साहूकारों-सूदखोरों के घरों पर, उनकी दुकानों पर हमला कर दिया। वे कर्ज के दस्तावेज जलाने लगे। यही नहीं, उन्होंने खेत जोतना भी बंद कर दिया। अब तो और स्थानों पर भी किसानों में विद्रोह फैल गया। विद्रोह दबाने के लिए सरकार ने पुलिस बुलवाई। उससे काम न बना तो सेना आई। किसी तरह

विद्रोह दबा। पर किसानों में चेतना जागृत हो गई। ज्योतिबा ने इस विद्रोह में महत्वपूर्ण भूमिका निभाई।

सन् 1889 में बंबई में कांग्रेस का अधिवेशन हुआ था। इस अधिवेशन के प्रवेश द्वार पर ज्योतिबा ने एक किसान का पुतला खड़ा किया। वे किसानों की दुर्दशा की ओर कांग्रेस का ध्यान आकर्षित करना चाहते थे। उन्होंने घोषणा की कि "जब तक कांग्रेस के लोगों में इस बहुसंख्यक किसान समुदाय का प्रतिनिधित्व नहीं होगा, तब तक जनता का नेतृत्व करने में तुम असफल रहोगे।"

ज्योतिबा शुरू से ही किसानों की दुर्दशा के प्रति चिंतित थे। सन् 1883 में उन्होंने मराठी में एक पुस्तक लिखी थी। इस पुस्तक में किसानों की समस्याओं का वर्णन था। उसमें यह भी बताया गया था कि किसान कितने गरीब हैं। कितने अशिक्षित और धर्मभीरू हैं।

ज्योतिबा पिछले दो-तीन वर्षों से यह पुस्तक लिख रहे थे। वे उसकी पांडुलिपि के अंश लोगों को पढ़कर सुनाते। जो भी उन्हें सुनता, उनसे प्रभावित होता। ऐसे ही लोगों में बड़ौदा के महाराजा सयाजी गायकवाड़ भी थे।

महाराजा गायकवाड़ सन् 1881 में गद्दी पर बैठने के बाद पुणे आए थे। तब ज्योतिबा भी उनसे मिले। महाराजा गायकवाड़ उनसे, उनके विचारों से बेहद प्रभावित हुए। ज्योतिबा ने उन्हें अपनी पांडुलिपि के कुछ अंश भी पढ़कर सुनाए। महाराजा गायकवाड़ भी, किसानों के हमदर्द थे। उन्होंने पांडुलिपि के प्रकाशन के लिए ज्योतिबा को आर्थिक सहायता देना स्वीकार किया।

इस पुस्तक में ज्योतिबा ने अंगरेजों की नीतियों की भी आलोचना की थी। उन्होंने लिखा कि अंगरेजों ने भी गरीब किसानों पर स्थानीय करों का बोझ लाद दिया है। नमक जैसी

आम उपयोग की वस्तु पर भी कर लगा दिया गया है। तालों, झीलों, नदियों में भिट्टी जमा है। किसान नहरों के पानी से वंचित हैं। पशुधन भी बर्बाद हो रहा है। इसके लिए बाहर से अच्छी नस्ल के पशु लाने चाहिए।

उनके सुझावों का अच्छा प्रभाव पड़ा।

ज्योतिबा जो कहते थे, उसे करते भी थे। पुणे के पास उन्होंने दो सौ एकड़ का एक कृषि फार्म बनाया था। इसमें उपयोगी वृक्ष लगाए गए। उन्नत बीजों, सुधरे कृषि यंत्रों, अच्छी खाद और नहर के पानी का कितना लाभ होता है, यह प्रत्यक्ष बताया गया था।

सत्य शोधक समाज

(23 सितम्बर 1873)

पुणे में समूचे महाराष्ट्र से लगभग साठ व्यक्ति एकत्र हुए थे—वे सभी प्रतिष्ठित थे, जाने-माने समाज सेवक थे। वे एक पवित्र उद्देश्य से एकत्र हुए थे। उद्देश्य था समाज में सुधार के लिए एक संगठन की स्थापना।

इन सभी लोगों को ज्योतिबा ने पुणे में आमंत्रित किया था। उनके अनेक सहकारी भिन्न-भिन्न शहरों में काम कर रहे थे। ज्योतिबा चाहते थे कि सबको संगठित किया जाए। इससे दो लाभ होंगे। एक तो सामाजिक सुधार का कार्य सुचारू रूप से चलेगा, दूसरा, विरोधियों को भी समुचित उत्तर दिया जा सकेगा। अपने इन्हीं विचारों को पत्र का रूप देकर ज्योतिबा ने भेजा था।

लोग उत्साह से आए। विचार-विमर्श किया। फिर एक संगठन स्थापित किया गया। उसका नाम रखा गया—“सत्य शोधक समाज”।

इस समाज के छह सिद्धांत थे—

1. ईश्वर एक है अतः वह सर्वव्यापी, निर्गुण, निर्विकार एवं सत्स्वरूप है। सारे मनुष्य प्राणी उसके प्रिय पुत्र हैं।
2. ईश्वर की भक्ति करने का प्रत्येक मनुष्य को पूर्ण अधिकार है। जिस भाँति माता-पिता को संतुष्ट करने के लिए किसी मध्यस्थ दलाल की आवश्यकता नहीं होती, उसी तरह

सर्वसाक्षी परमेश्वर की भक्ति के लिए भट्ट दलालों की आवश्यकता नहीं।

3. मनुष्य जाति की अपेक्षा, गुणों से श्रेष्ठ समझा जाता है।
4. कोई भी ग्रंथ न तो ईश्वर प्रणीत है और न पूर्ण प्रमाण है।
5. परमेश्वर सावयव रूप में अवतार नहीं ग्रहण करता।
6. पुनर्जन्म, कर्मकांड, जपतप ये बातें अज्ञान मूलक हैं।

सत्य शोधक समाज के पहले अध्यक्ष और कोषाध्यक्ष ज्योतिराव फुले बनाए गए। मंत्री थे नारायणराव गोविंदराव कडलक। इनके अतिरिक्त 48 सभासद थे। इनमें सावित्रीबाई फुले और सावित्रीबाई रोडे नामक महिलाएं भी थीं। इन सदस्यों में कई पदाधिकारी थे। उसमें कई जातियों और धर्मों के लोग थे।

इस समाज में रविवार का दिन सामुदायिक प्रार्थना के लिए रखा गया। कारण, यह दिन अवकाश का होता था।

ज्योतिबा और उनके सहयोगी गाँव-गाँव जाते। लोगों में अपने विचारों का प्रचार करते। वे कहते—

ईश्वर एक है। मूर्तिपूजा और अन्य उपासना मार्ग गौण हैं। उससे ईश्वर की पूजा नहीं होती। प्यास लगने पर हम पानी पीते हैं, भूख लगने पर भोजन करते हैं। इसी प्रकार अंतर्मन की शुद्धि के लिए ईश्वर की उपासना यही मार्ग है। इसके लिए भट्ट या अन्य जाति के किसी दलाल की आवश्यकता नहीं। ... पाप, पुण्य, मोक्ष और उसके लिए पुनर्जन्म या स्वर्ग की बात मिथ्या है। अपने कार्यों द्वारा ही मनुष्य इस मृत्युलोक में स्वर्ग अर्थात् सुख, मृत्यु अर्थात् दुःख का निर्माण कर सकता है। ये सब उसी के कर्म का फल है। तुम पर आकाश के ग्रहों या पृथ्वी पर देवताओं का कोप नहीं है। उससे मुक्ति देने के लिए ईश्वर न तो अवतार लेते हैं और न आदेश देते हैं। तुम्हें स्वयं अपना मार्ग बनाना है। इसके लिए न तो तीर्थों में जाने की आवश्यकता है, न गुरुप्रसाद की। तुम्हारे सद्बिचार ही तुम्हारे गुरु हैं। उनके आदेश ही तुम्हारा

धर्म है। इन्हीं के लिए जीवित रहो। इन्हीं के लिए मरो।

प्रत्येक रविवार को सामुदायिक प्रार्थना की जाती। यह मराठी भाषा में होती। फिर संत तुकाराम, नामदेव आदि के अभंग गाये जाते। अन्य महापुरुषों के विचार भी सुनाए जाते।

सत्य शोधक समाज के प्रचारक सिर पर साफा बांधते, कांधे पर कंबल रखते, उनके हाथ में ढोल होता। वे ढोल बजाते। लोगों को एकत्र करते। फिर उन्हें सत्य शोधक समाज के उद्देश्य समझाते। वे लोगों को नारी शिक्षा का, दलित शिक्षा और, स्वदेशी वस्तुओं का महत्व समझाते। सच्चे धर्म का मर्म बताते। धर्म के नाम पर पाखंड से बचने की सलाह देते।

सत्य शोधक समाज के लोग विवाहों में अपव्यय न करने की सलाह देते। ज्योतिबा टोनाटोटका, मूर्तिपूजा आदि का विरोध करते।

शीघ्र ही सत्य शोधक समाज लोकप्रिय हो गया। दलित बस्तियों, कामगारों की बस्तियों, गरीबों की बस्तियों में सत्य शोधक समाज की शाखाएं स्थापित होने लगीं।

इससे पुरोहित वर्ग क्षुब्ध हो उठा। कारण अब दलित समाज के लोग उनके पास नहीं आते थे। इससे उनकी आय भी घट गयी। उन्होंने एक उपाय सोचा, लोगों को सत्य शोधक समाज के खिलाफ भड़काया जाए। उन्होंने प्रचार करना शुरू किया—ज्योतिबा सबको ईसाई बना देगा। मराठी भाषा में ईश्वर की प्रार्थना करने से क्या लाभ! वह तो ईश्वर के पास पहुंचती ही नहीं। कुछ लोग उनकी बातों में आ भी गए। वे लोग ज्योतिबा के पास अपनी शंकाओं के समाधान के लिए गए। उन्होंने उन्हें समझाया, बताया कि कट्टरपंथी क्यों ऐसा गलत प्रचार कर रहे हैं।

सत्य शोधक समाज की लोकप्रियता बढ़ने लगी। इन्हीं दिनों एक दिलचस्प घटना घटी।

शाजी पाटिल नामक एक किसान ज्योतिबा और उनके सत्य शोधक समाज से बेहद प्रभावित थे। उन्होंने अपने पुत्र के विवाह में किसी भी पुरोहित को नहीं बुलवाया। इस पर ओतुर गांव के पुरोहित वामन जगन्नाथ और शंकर बापूजी ने शाजी पाटिल के विरुद्ध मानहानि का दावा कर दिया।

पाटिल परेशान हो गए। वे ज्योतिबा के पास गए। उन्होंने कहा, चिंता न करो। हम लोग मुकदमा लड़ेंगे।

पुणे के प्रथम श्रेणी के सब-जज की अदालत में सुनवाई हुई। अदालत में पाटिल ने कहा कि उनके पुत्र का विवाह विधि-सम्मत है। यह विवाह उनकी जाति के ही व्यक्ति ने कराया है। उनके पूर्वज भी ऐसा ही किया करते थे।

अदालत ने उनका तर्क मान लिया। डिग्री खारिज कर दी। यह नवम्बर 1887 की बात है। इससे सत्य शोधक समाज के सिद्धांतों का समर्थन हुआ। उधर कट्टर पंथियों ने बंबई हाईकोर्ट में अपील करने की ठानी।

सभा के श्रोता बने बाराती

ज्योतिबा ने विवाह की एक सरल विधि प्रचलित की थी। उसमें अपव्यय नहीं होता। किसी पुरोहित को नहीं बुलवाया जाता था। न किसी को दान-दक्षिणा दी जाती थी।

25 दिसम्बर 1873 को ज्योतिबा द्वारा बताया गई विधि से पहला विवाह हुआ। इस विवाह में वर का नाम था सीताराम अल्हाट और वधू का नाम था राधाबाई। विवाह के लिए किसी ब्राह्मण को नहीं बुलवाया गया था। अतः उन लोगों ने इस विवाह का विरोध किया। वर-वधू की जाति के पंचों ने इस विवाह को ठीक नहीं समझा। उन्होंने दोनों को जाति से बाहर करने की धमकी दी। पर कोई फल नहीं निकला। विवाह बड़ी धूमधाम से हुआ। उसमें सत्य शोधक समाज के सदस्य भी बड़ी संख्या में उपस्थित हुए। ज्योतिबा भी आए। उन्होंने एक मंगलाष्टक तैयार किया था। उसे स्वयं वर-वधू ने पढ़ा। एक दूसरे को हार पहनाया। फिर बड़ों से आशीर्वाद लिया। सभी लोगों को पान-सुपारी दी गई। वस, इसके अतिरिक्त विवाह में कोई खर्च नहीं हुआ।

इस विवाह से औरों को भी प्रेरणा मिली।

पुणे के पास हडपसर नामक एक गांव है। वहां ग्यानबा नामक एक किसान रहते थे। ग्यानबा का विवाह काशीबाई शिंदे नामक एक युवती से तय हुआ। वर-वधू के माता-पिता सत्य

शोधक समाज के सदस्य थे। उन्होंने समाज की नई रीति में ही विवाह करने का निश्चय किया।

उधर ऐसे विवाहों के विरोधी शांत नहीं बैठे। उन्होंने घोषणा की कि वे यह विवाह नहीं होने देंगे। अब क्या था, ज्योतिबा भी अपने मित्रों-समर्थकों सहित विवाह-स्थल पर पहुंच गए। बेहद तनाव उत्पन्न हो गया। मारपीट की नौबत आ गई। अंत में पुलिस को हस्तक्षेप करना पड़ा। 7 मई 1874 को यह विवाह सानंद संपन्न हो गया।

सत्य शोधक समाज की यह नयी विवाह रीति बेहद सरल थी। उसमें अपव्यय भी नहीं होता था। इसलिए वह लोकप्रिय होने लगी।

शिवनेरी की पहाड़ियों की तलहटी में एक गांव है ओनूर। वहाँ भाऊसाहब डुंबरे पाटिल नामक एक किसान रहते थे। वे सत्य शोधक समाज के सदस्य थे। उन्हें विवाह की यह नई पद्धति बहुत भाई। उन्होंने तय किया कि अपने गांव में भी इसी रीति से विवाह होना चाहिए। उन्होंने ज्योतिबा और समाज के अन्य नेताओं को गांव में निमंत्रित किया। इन लोगों का व्याख्यान कराया। आसपास के गांवों के हजारों ग्रामीण इन व्याख्यानों को मनने पहुंचे।

गांव के बालाजी पाटिल डुंबरे तो इन व्याख्यानों से बहुत प्रभावित हुए। उन्होंने उसी समय अपने बेटे का विवाह नई रीति से करने का निर्णय कर लिया। बस, तैयारी तो कुछ करनी नहीं थी। बिना किसी पुरोहित के विवाह सानंद संपन्न हो गया। व्याख्यान सुनने आए लोग बाराती बन गए। बालाजी पाटिल ने सबका अतिथि-सत्कार किया।

उस विवाह से आम ग्रामीण प्रसन्न थे। कुछ लोग थे, जो क्रुद्ध थे। ये थे, पुरोहित। उनकी गंजी-रोटी खत्म होनी जा रही थी। ओनूर और आसपास के पुरोहित एकत्र हो गये। उन्होंने तय

किया कि जून्नर की अदालत में एक मुकदमा दायर किया जाए। इस काम में उन्हें पुणे के भी कई लोगों का समर्थन मिला। अदालत में मामला दायर कर दिया गया। जून्नर की अदालत ने डुंबरे पाटिल के विरुद्ध फैसला दिया। पर बालाजी पाटिल जरा भी नहीं घबराए। वे पुणे पहुंचे। वहां उन्होंने, राजन्ना लिंग वकील, गंगाराम भाऊ, म्हस्के वकील आदि की सलाह ली। फिर पुणे की अदालत में अपील दायर कर दी। अब पुणे के दो भागों में संघर्ष छिड़ गया। इसमें एक भाग पश्चिम में था—इसमें सदाशिव पेठ, नारायण पेठ थे। पूर्वी भाग में गंज, बेताल पेठ, लश्कर आदि क्षेत्र थे। पश्चिमी भाग पुरोहितों का था। वे कलम के धनी थे। पूर्वी भाग में आम जनता थी, जिसमें बहुत उत्साह था।

पुणे की अदालत ने डुंबरे पाटिल के पक्ष में फैसला किया। पर लंडाई यहीं खत्म नहीं हुई। दूसरे पक्ष ने बंबई हाई कोर्ट में अपील कर दी। दोनों ओर से अनुभवी वकील बंबई पहुंचे। ज्योतिबा भी स्वयं बंबई गए।

यह मुकदमा आन-बान का था। उसके फैसले का दूर तक असर होता। अतः सत्य की जीत हुई। डुंबरे पाटिल की यहां भी विजय हुई।

“दीनबंधु” का प्रकाशन

सत्य शोधक समाज की सफलता ने ज्योतिबा को उत्साहित किया। अब उन्होंने एक साप्ताहिक पत्र प्रकाशित करने का निर्णय किया। उन्होंने उसका नाम रखा “दीनबंधु”। इस कार्य में उनके मित्रों ने भी भरपूर सहायता दी।

सन् 1876 की बात है। बंबई से एक छापाखाना पुणे भेजा गया। भेजनेवाले थे—रामैया व्यकैया अय्यावारु और कालाजी कालेवार। ये दोनों ज्योतिबा के मित्र थे, प्रशंसक थे। पर इसी बीच केशवराव भालेकर ने अपने धन से एक छापाखाना खोल लिया था।

इसी छापाखाने में 1 जनवरी 1877 को “दीनबंधु” का पहला अंक छपा। शुरू-शुरू में उसके केवल पांच ग्राहक थे। पर ज्योतिबा और उनके साथी निराश नहीं हुए। वे जानते थे कि धीरे-धीरे लोग “दीनबंधु” को अवश्य अपनायेंगे। यही हुआ भी।

उन्हीं दिनों की बात है। महाराष्ट्र में धोर अकाल पड़ा। वर्षा नहीं हुई। खेत सूख गये। चारे का अभाव हो गया। पशु बेमौत मरने लगे। लोग अनाज के लिए अपनी संतान बेचने पर विवश हो गए। चारों ओर निराशा और दुःख का वातावरण छा गया।

ज्योतिबा ने देखा, अकाल के कारण जनता दुःखी है। लोग भूख से मर रहे हैं। उन्होंने “दीनबंधु” में एक लेख लिखा—

“शेतकरपांचा असूड” इस लेख में अकाल पीड़ित लोगों की अवस्था का चित्रण था। उसे पढ़कर लोग द्रवित हो उठे। ज्योतिबा ने सरकार से मांग की कि शीघ्र ही राहत कार्य शुरू किए जाएँ। लोगों के लिए अनाज, पशुओं के लिए चारे की व्यवस्था की जाए।

महाराष्ट्र के अन्य समाचार पत्रों ने भी इस मांग का समर्थन किया। अंततः सरकार को कदम उठाने पड़े। राहत कार्य शुरू किए गए। सस्ती दर पर अनाज बेचने के लिए दुकानें खोली गईं।

“दीनबंधु” परीक्षा में खरा उतरा। अब ज्योतिबा ने सामाजिक बुराइयों पर प्रहार करना शुरू किया। वे “दीनबंधु” में लेख लिखते, सामाजिक बुराइयों का पर्दाफाश करते। धर्म के नाम पर पाखंड करनेवालों की पोल खोलते।

20 मार्च 1877 के “दीनबंधु” में सत्य शोधक समाज की वार्षिक रिपोर्ट छपी। इसने तो आग में घी का काम किया। “समाज” की इतनी प्रगति! कट्टरपंथी चिंतित हो उठे। उन्होंने ज्योतिबा और उनके सत्य शोधक समाज की कटु आलोचना शुरू कर दी। वे भी संगठित हो गए। उन्होंने भी एक समाचार पत्र प्रकाशित किया। इसमें ज्योतिबा के, सत्य शोधक समाज की कड़ी आलोचना की जाती।

ज्योतिबा के लिए यह कोई नई चुनौती नहीं थी। उन्होंने “दीनबंधु” के माध्यम से हर आलोचना का दो टुक उत्तर दिया।

“दीनबंधु” की लोकप्रियता दिनोंदिन बढ़ने लगी।

देशभक्तों की सहायता

ज्योतिबा सच्चे देशभक्त थे। देशभक्तों की सहायता के लिए वे सदैव तैयार रहते थे।

सन् 1881 की बात है। पुणे से दो समाचार पत्र प्रकाशित होने लगे थे। इनमें से एक था "केसरी" दूसरा था "मराठा"। "केसरी" के संपादक थे लोकमान्य बाल गंगाधर तिलक। "मराठा" का संपादन करते थे गोडा आगरकर। इन दोनों ने अपने-अपने समाचारपत्र में एक-एक अग्रलेख लिखा। उसमें पुणे के रावबहादुर महादेव वासुदेव बर्वे और सरकार की आलोचना की गई थी।

सरकार को यह आलोचना सहन नहीं हुई। उसने तिलक और आगरकर पर राजद्रोह का मुकदमा चला दिया। दोनों को कैद में भी डाल दिया। उनकी जमानत के लिए कोई आगे नहीं आया।

बड़ी विषम स्थिति थी। क्या किया जाए! ज्योतिबा ने सत्य शोधक समाज के एक सदस्य से बात की। उनका नाम था रामचंद्रसेठ उरवणे। वे भवानीपेठ में रहते थे। प्रभावशाली दलाल थे। रामचंद्रसेठ उरवणे आगे आए। उन्होंने अदालत में तिलक-आगरकर के लिए दस हजार रुपये की जमानत दी। फिर मुकदमें में खर्च के लिए भी राशि दी। पर सरकार तो तिलक-आगरकर को दंड देने पर तुली हुई थी। अदालत ने

तिलक-आगरकर को चार-चार माह की सादी क़ैद की सज़ा सुना दी।

10 दिनों के बाद दोनों संपादकों की रिहाई हुई। उनका स्वागत करने वालों में जो सबसे पहले पहुंचे, वे ज्योतिबा ही थे। बंबई में दोनों संपादकों का शानदार जुलूस निकाला गया।

पुणे में भी ज्योतिबा ने दोनों संपादकों के स्वागत की तैयारी की। तिलक-आगरकर का जबर्दस्त स्वागत किया गया। ज्योतिबा ने सभा में सरकार की कड़ी आलोचना की "दीनबंधु" में भी लेख प्रकाशित किए।

सन् 1885 में कांग्रेस की स्थापना की गई। सर ह्यूम नामक एक यूरोपीयन ने ही यह संस्था बनाई थी। इन दिनों की कांग्रेस आज जैसी नहीं थी। उसमें बड़े-बड़े व्यापारी, अधिकारी और रावबहादुर ही भाग लेते थे। पुणे में एक और संस्था स्थापित की गई थी। उसका नाम था—सार्वजनिक सभा। इसे ग०बा०जोशी नामक एक सज्जन ने स्थापित किया था।

ज्योतिबा इन दोनों संस्थाओं के आलोचक थे। कारण, तब इन संस्थाओं में किसानों-मजदूरों का कोई प्रतिनिधि नहीं था। ज्योतिबा चाहते थे कि कांग्रेस में किसानों-मजदूरों को भी शामिल किया जाए। उनके हित पर ध्यान दिया जाए।

इसीलिए 1889 में बंबई में जब कांग्रेस की सभा हुई तो ज्योतिबा ने मांग की कि कांग्रेस में किसानों-मजदूरों के भी प्रतिनिधि शामिल किए जाएँ। पर उनकी बात नहीं सुनी गई।

अतः ज्योतिबा ने पुणे में एक आमसभा की। इसका आयोजन सत्य शोधक समाज ने किया था। इस सभा में हजारों लोग आए। सबने ज्योतिबा की बात का समर्थन किया। मांग की कि कांग्रेस में किसानों-मजदूरों को भी प्रतिनिधित्व मिले।

जन्म एक नए ध्वज का

सन् 1885 में ही एक और घटना घटी। महाराष्ट्र में एक त्योहार मनाया जाता है—गुड़ी पाड़वा। यह नए वर्ष का पहला दिन माना जाता है। चारों ओर आनंद का वातावरण छाया रहता है।

सन् 1885 में ज्योतिबा ने गुड़ी पाड़वा नए ढंग से मनाई। उस दिन उन्होंने झंडा समारोह आयोजित किया। बाजे-गाजे के साथ एक जुलूस निकाला गया। जुलूस में एक झंडा लहरा रहा था। इस झंडे में तीन रंग थे—हरा, लाल और पीला। झंडे के साथ-साथ चल रहे थे ज्योतिबा, कृष्णराव भालेकर, लक्ष्मणराव घोरपड़े, डॉ० गोवंडे, रामैया अकावार और रानाडे।

यह झंडा-जुलूस पुणे की प्रमुख सड़कों पर निकला। रात के नौ बजे एक विशाल सभा हुई। उसमें विद्वानों के भाषण हुए।

इस जुलूस का लोगों पर जबर्दस्त प्रभाव पड़ा। "दीनबंधु" में भी उसका समाचार छपा। यह जुलूस सत्य शोधक समाज की ओर से निकाला गया था। लोगों ने स्थान-स्थान पर सत्य शोधक समाज का वार्षिकोत्सव मनाने का निश्चय किया।

जगह-जगह से ज्योतिबा को निमंत्रण भेजे गए। सतारा, शोलापुर, अहमद नगर, नासिक, कोल्हापुर, बड़ौदा, पुणे, बंबई, सभी जगह वार्षिकोत्सव आयोजित किए गए।

तय किया गया कि "सत्य शोधक निबंध माला" प्रकाशित की जाए। इससे युवकों को प्रोत्साहन मिलता। उनका ज्ञान बढ़ता। अच्छे निबंध के लिए पुरस्कार की भी घोषणा की गई।

भाषण-प्रतियोगिता आयोजित करने का भी निर्णय किया गया। लोखंडे और कृष्णराव भालेकर ने इन दोनों कामों की जिम्मेदारी उठाई।

ज्योतिबा व्याख्यान देने बंबई गए। थाणे में भी उनका भाषण हुआ। वे पुणे लौटे तो उन्हें एक और निमंत्रण मिला। यह निमंत्रण बड़ौदा के दीवान बहादुर धामणकर ने भेजा था। वे भी सत्य शोधक समाज के पुराने सदस्य थे। ज्योतिबा के वे मित्र थे।

उनके निमंत्रण पर ज्योतिबा बड़ौदा गए। बड़ौदा जाने के पूर्व ज्योतिबा ने महाराजा सयाजीराव के नाम एक पत्र लिखा। यह कविता में था। उसमें बहुजन समाज की दुर्दशा का वर्णन था। यह पत्र उन्होंने अपने मित्र धामणकर के जरिए भेजा था। पत्र में लिखा गया था कि पुरोहित वर्ग जनता के अज्ञान का लाभ उठा रहा है। सरकार लोगों में शराब पीने की लत डाल रही है।

पत्र भेजने के बाद ज्योतिबा बड़ौदा गए। वहां तीन-चार स्थानों पर उनके व्याख्यान हुए। वे बड़ौदा महाराजा से भी मिले। सयाजी गायकवाड़ ज्योतिबा से बेहद प्रभावित थे। उन्होंने जनता के कल्याण के लिए कई योजनाएँ शुरू करने का वचन दिया।

बड़ौदा से ज्योतिबा बंबई आए। वहाँ भी उनके व्याख्यान हुए। वहाँ उन्होंने सत्य शोधक समाज के कार्यकर्ताओं का मार्गदर्शन भी किया।

14 जून 1887 को एक घटना घट गई। तलेगाँव नामक नगर में नाई समाज में एक विवाह था। ज्योतिबा भी उसमें उपस्थित थे। उसमें कोई ब्राह्मण नहीं बुलवाया गया था। तलेगाँव के ब्राह्मणों ने इसका विरोध किया। उन्होंने स्वयं हजामत बनानी शुरू कर दी। इसका विपरीत परिणाम हुआ। गाँवों के लोगों ने ब्राह्मणों को बुलाना छोड़ दिया। कहा, "तुमने तो ब्राह्मणत्व त्याग कर हजामत बनानी शुरू कर दी है।"

अंत में तलेगाँव के ब्राह्मणों ने सभा कर सार्वजनिक रूप से क्षमा मांगी।

इसी बीच एक और विवाद उत्पन्न हो गया। नाई समाज ने विधवाओं के बाल काटने से इनकार कर दिया। दोनों पक्षों में विवाद बढ़ गया। ज्योतिबा शुरु में विधवाओं के केश काटने के विरुद्ध थे। उन्होंने नाई समाज का समर्थन किया। पुणे में भी इस विवाद की चर्चा हुई। यहाँ तक कि सन् 1890 में बंबई में कांग्रेस अधिवेशन में भी इस प्रश्न पर चर्चा की गयी।

“महात्मा” की उपाधि

(19 मई 1888)

बंबई का कोलीवाड़ा हॉल। फूलों और लताओं से सजा-धजा।
लोगों की भारी भीड़। सब एक व्यक्ति की प्रतीक्षा में।

कौन था वह व्यक्ति! और कोई नहीं, ज्योतिबा
ज्योतिबा साठ साल के हो गए थे।

बीस वर्ष की अवस्था में उन्होंने सामाजिक कार्य हाथ में
लिए थे। धीरे-धीरे चालीस वर्ष बीत गए। इन चालीस वर्षों में
ज्योतिबा ने जाने कितनी लड़ाइयाँ लड़ीं। कितनों का विरोध
सहा। पर वे अपने लक्ष्य से पीछे नहीं हटे।

आज की सभा में उनका सार्वजनिक सम्मान किया जाने
वाला था। उन्हें “महात्मा” की उपाधि से विभूषित करने का
निश्चय किया गया था।

सभा में अनेक विद्वान उपस्थित थे। इनमें थे न्यायमूर्ति
रानाडे, डा० भंडारकर, तुकाराम तात्या, वंडेकर, लोखंडे, धोले,
भालेकर।

सभा शुरू हुई। राव बहादुर लोखंडे ने सबका स्वागत
किया। सभा का उद्देश्य बताया। फिर राव बहादुर वंडेकर ने
ज्योतिबा को महात्मा की उपाधि से विभूषित किया।

तालियों की गड़गड़ाहट से सारा वातावरण गूंज उठा।

अंत में ज्योतिबा का भाषण हुआ।

उन्होंने कहा,

“मित्रों, मैं एक साधारण मनुष्य हूँ। मैं मनुष्य के रूप में ही जीवित रहना चाहता हूँ। आप मुझे ऐसी पदवी देकर मनुष्यों के बीच से उठाएँ नहीं। हम सब परमेश्वर की ही संतान हैं। वही सच्चे अर्थों में महा-आत्मा है। वही सारे जग में व्याप्त है। तुम्हारे सबके हृदय में भी वही सूक्ष्मरूप में उपस्थित है। उसे जागृत करो। समझो कि दूसरे के अंतःकरण में निवास करने वाला हमारे अंतःकरण में निवास करनेवाले का ही रूप है। जब हम एक दूसरे को इस रूप में पहचान जाएँगे तो यह विश्वास हो जाएगा कि हम सभी 'महात्मा' स्वरूप हैं। यह गौरव, यह सम्मान मेरा नहीं, आप सबका है। सत्य के संशोधक का है। मानवजाति के पुजारियों का है। मैं तो यही मानता हूँ। इसीलिए आप 'सत्य-समता-स्वतंत्रता' के समाज का उद्देश्य कभी भूलो नहीं।”

लोगों ने प्रचंड हर्षध्वनि कर ज्योतिबा के भाषण का स्वागत किया।

इस समारोह के पूर्व पुणे में एक समारोह हुआ था। सत्य शोधक समाज का चौहदवां वार्षिक अधिवेशन आयोजित किया गया था। तिथि थी—24 सितम्बर 1887! इसमें अनेक विद्वान उपस्थित थे। बड़ौदा के सयाजी राव गायकवाड़ भी आए थे। सबने समाज के कार्यों की प्रशंसा की। उसे लोगोपयोगी बताया। बाद में इन्हीं लोगों ने तय किया था कि ज्योतिबा को “महात्मा” की उपाधि से विभूषित किया जाए। अधिवेशन के मुख्य समारोह में सयाजी राव गायकवाड़ नहीं आ पाए थे। पर उन्होंने अपना एक संदेश भेजा था संदेश में ज्योतिबा को “महाराष्ट्र का बुकर टी वाशिंगटन” कहकर संबोधित किया गया था। इसी सभा में ओनुर के कालाजी पाटिल का भी स्वागत किया गया। उन पर ब्राह्मणों ने “दक्षिणा” का दावा किया था। इस मुकद्दमें में कालाजी पाटिल की जीत हुई थी। यह जीत सत्यशोधक समाज की ही जीत थी।

निर्भीकता का एक प्रेरक प्रसंग

ज्योतिबा निर्भीक थे। साठ वर्ष की अवस्था में भी उनकी निर्भयता में कोई कमी नहीं आई थी। उनकी निर्भीकता का यह प्रसंग प्रेरणास्पद है।

सन् 1889 की बात है। इंग्लैंड की रानी विक्टोरिया के पुत्र ड्यूक आव कनाट भारत आए थे। स्थान-स्थान पर उनका स्वागत किया जा रहा था। पुणे में भी उनका स्वागत किया गया।

इस सभा में पुणे के प्रतिष्ठित नागरिक आमंत्रित थे। सभी अच्छी कीमती वेशभूषा में आए थे। महात्मा ज्योतिबा फुले को भी आमंत्रित किया गया था। वे भी आए, लेकिन कुछ विलंब से। उनकी वेशभूषा विचित्र थी। शरीर पर फटे वस्त्र, पैरों में फटा जूता। पगड़ी भी फटी हुई। दुपट्टा भी फटा हुआ।

ज्योतिबा एक किसान की वेशभूषा में आए थे। प्रवेश द्वार पर खड़े लोगों ने उन्हें भीतर नहीं जाने दिया। ज्योतिबा ने उन्हें निमंत्रण पत्र भी दिखाया। पर लोग नहीं माने।

इस सभा में ज्योतिबा को श्री हरिराव चिपलूणकर ने निमंत्रित किया था। वे ज्योतिबा के पुराने मित्र थे। पुणे नगरपालिका में दोनों ने एक साथ कार्य किया था। एक साथ कई लड़ाइयाँ भी लड़ी थीं।

प्रवेश द्वार पर शोरगुल सुनकर श्री हरिराव चिपलूणकर बाहर आए। उन्होंने ज्योतिबा को देखा। उनकी वेशभूषा देखकर विस्मित भी हुए। पर कुछ बोले नहीं। वे ज्योतिबा को

आदरपूर्वक भीतर ले गए। वहाँ उन्होंने ड्यूक दंपति से उनका परिचय कराया। बताया, वे बहुत बड़े समाज सुधारक हैं।

इधर ज्योतिबा कुरसी पर न बैठकर धरती पर बिछी दरी पर बैठ गए।

सभा शुरू हुई। सबने ड्यूक की प्रशंसा में भाषण किए।

महात्मा ज्योतिबा फुले ने भी पाँच मिनट बोलने की अनुमति मांगी। कौन इनकार करता?

महात्मा ज्योतिबा फुले उठे।

चारो ओर सन्नाटा छा गया। लोग उत्सुकता से प्रतीक्षा करने लगे। वे क्या कहते हैं।

महात्मा ज्योतिबा फुले ने कहा :

“ड्यूक आव कनाट महोदय, आपके स्वागत के लिए यहाँ अच्छी वेशभूषा में आए लोग हिंदुस्तान के सच्चे प्रतिनिधि नहीं हैं। उन्हें देखकर आप यह अनुमान मत लगाना कि हिंदुस्तान की परिस्थिति ठीक है। रानी की सारी व्यवस्था अच्छी है। पर यहाँ की प्रजा की अवस्था कैसी हो गई है, यह मेरी वेशभूषा से आपको ज्ञात हो जाएगा। यहाँ मृत्यु पर्यन्त जीने के लिए पेट भर भोजन नहीं मिलता। रहने के लिए जगह नहीं मिलती। लोगों की ऐसी ही दीन-हीन अवस्था हो गई है। रानी से जाकर आप यही कहिएगा।”

कर्तव्य-पूर्ति से ही मिलता है

अमरत्व

सन् 1888 में ज्योतिबा एकाएक बीमार पड़ गए। डॉ. विश्रामरामजी घोले ने उनकी मन लगाकर चिकित्सा की। ज्योतिबा ठीक तो हो गए। पर उनका दायाँ अंग बेकार हो गया।

लेकिन ज्योतिबा निराश नहीं हुए। उन्होंने बाएँ हाथ से लिखना-पढ़ना और अन्य कार्य करना शुरू किया। शुरू में उन्हें काफी परेशानी हुई। पर वे धुन के पक्के थे। बाएँ हाथ से ही उन्होंने एक पुस्तक लिखी। उसका शीर्षक है—“सार्वजनिक सत्यधर्म”।

ज्योतिबा और सावित्री बाई ने विधवा ब्राह्मणी काशीबाई के पुत्र का लालन-पालन किया था। फिर उन्होंने उसे गोद ले लिया था। नाम रखा था—यशवंत। ज्योतिबा यशवंत को बहुत चाहते थे। सन् 1887 में उन्होंने अपना वसीयतनामा तैयार करवाया था। इस वसीयतनामे में कहा गया था कि यदि यशवंत मैट्रिक पास नहीं करता है, आवारा सिद्ध होता है तो उसे उनकी संपत्ति का कुछ हिस्सा देकर अलग कर दिया जाए। ऐसी स्थिति में सारे अधिकार सावित्रीबाई के पास रहेंगे। वे अपनी इच्छानुसार किसी माली, कुनबी, धनगर या शूद्र बालक को उनका उत्तराधिकारी बना सकती हैं। ऐसी स्थिति में उन्हें सत्य शोधक समाज के बहुमत का भी आदर करना पड़ेगा। इस

वसीयतनामे में उन्होंने यह भी लिखा था कि उनके मृत भाई राजाराम पहले ही अलग हो गए थे। अतः उनकी संपत्ति में उनके भतीजे गणपत का कोई अधिकार नहीं होगा। उन्होंने यह भी लिखा था कि सत्य शोधक समाज की परंपराओं के अनुसार ही अंतिम संस्कार किया जाए। उनका मृत शरीर जलाया न जाए। वरन् नमक के साथ उसे धरती में दबा दिया जाए।

वे बीमार थे। वे चाहते कि अब यशवंत का विवाह कर दिया जाए। यशवंत ने डॉक्टरों की परीक्षा पास कर ली थी। ज्योतिबा ने अपने मित्र ग्यान ससाणे से इसकी चर्चा की। उन्होंने तत्काल अपनी बेटी के साथ यशवंत का विवाह करने की स्वीकृति दे दी। फिर बेटी से पूछा गया। उसने भी अपनी सहमति दी।

4 फरवरी 1889 को यशवंत एवं राधाबाई उर्फ लक्ष्मीबाई का विवाह संपन्न हुआ। इस अवसर पर काफी बड़ी संख्या में लोग उपस्थित हुए।

27 नवम्बर 1889 !

पिछले चार-छह दिनों से ज्योतिबा का स्वास्थ्य ठीक नहीं था। चिकित्सा की जा रही थी। पर कोई लाभ नहीं हो रहा था।

ज्योतिबा जान गए कि उनका अंत समय आ गया है। उन्होंने सन्धिको बुलाया। कहा, अब उपचार बंद करो। अब मनुष्यों के प्रयत्नों का कोई उपयोग नहीं, अतः अब हम महत्वपूर्ण विवादों की चर्चा करें।

पूरे पुणे में यह समाचार फैल गया कि ज्योतिबा बीमार हैं। शायद उनका अंत समय निकट है।

ज्योतिबा गंजपेठ में ही रहते थे। वहाँ लोगों की भीड़ लगाने लगी।

27 नवम्बर की रात। सब लोग ज्योतिबा को घेरकर बैठे थे। सावित्रीबाई, यशवंत, उसकी पत्नी और भी कई लोग। सभी चिंतित। चेहरे उतरे हुए।

ज्योतिबा उठे। उन्होंने ईश्वर का स्मरण किया। फिर पानी माँगा। यशवंत ने पानी दिया। पानी पीने के बाद ज्योतिबा ने कहा, "मित्रो, दुखी मत हो। इस लोक में मेरा समय समाप्त हो गया है। अपने जीवन में मैंने जो काम शुरू किया था, वह प्रायः समाप्त होने को है। तुम सबने इस काम में मुझे बहुत मदद दी। मेरी पत्नी सावित्रीबाई ने भी मेरे कार्य में योग दिया। यशवंत अभी छोटा है। पर उसमें कार्य करने की लगन है। मैं इन दोनों को आप लोगों के हवाले करता हूँ।"

लोगों की आँखों से आँसू फूट पड़े।

यह देखकर ज्योतिबा ने कहा, "तुम्हें दुःख होना स्वाभाविक है। पर जिसने जन्म लिया है, उसकी मृत्यु भी होगी, यह भी स्वाभाविक बात है। हमारे पूर्वज चले गए। आज मैं जा रहा हूँ। कल तुम भी जाओगे। अतः जहाँ हम सबको जाना है, तब शोक क्यों? मनुष्य जीवन क्षणभंगुर है। उसी तरह यह देह मिलना भी दुष्कर है। जीवन-मृत्यु एक सिक्के के दो पहलू हैं। एक के सत्कृत्य पर दूसरे का अस्तित्व है। परलोक और पुनर्जन्म, मैं मानता नहीं। कर्तव्य करते हुए मृत्यु को प्राप्त करना ही अमर हो जाना है। इसी अमरत्व को तुम स्वर्ग समझते हो और उसे प्राप्त करने को मोक्ष, तो जरूर ऐसा समझो। दूसरों के बहकावे में मत आओ। किसी को फँसाओ नहीं, स्वयं भी नहीं फँसो। कोई दूसरा फँसता है तो उसे अपने सत्य धर्म का आधार दो। सत्य ही परमेश्वर है। मानवता ही धर्म है। परस्पर सहयोग ही नीति है। मैं इसी के लिए जीवन भर लड़ता रहा। मुझे काफी कष्ट उठाने पड़े। पर मैं अपने मार्ग से विचलित नहीं हुआ। तुम सब अपने सत्य शोधक समाज के प्रति एक निष्ठ होकर कार्य करो। स्वार्थ के शिंकार मत बनो। ईश्वर के प्रति आदर रखकर काम में जुट जाओ। तुम्हारी तत्त्वविद्या पर ही जनता का कल्याण निर्भर है। इसमें चूक मत करना। भोला किसान और काम करने वाला

मजदूर ही तुम्हारा असली देवता है। उनकी पूजा करो। स्वयं भूखों रहकर, अर्धनग्न रहकर यह महादेवता ही जग को जीवित रखता है। उसे भूलने का मतलब है, मानवता का खून करना। कल का किसान और मजदूर ही नये जग का निर्माण करेगा। मैं तुम्हारे हाथों में बहुत बहुमूल्य कार्य सौंप रहा हूँ। इसकी योग्यता के साथ साज-संभाल करना। मेरी धर्मपत्नी और पुत्र, इन दोनों को अपने कार्यों में शामिल करना। मैं तुम्हें छोड़कर जा रहा हूँ, पर मेरी आत्मा हर संकट के समय तुम्हारे साथ रहेगी। मैं आजीवन सत्य के लिए लड़ता रहा। इसीलिए आज मुझे पूर्ण शांति है, संतोष है। इसी सत्य की अंत में विजय निश्चित है।”

इसी बीच पास के टावर ने रात्रि के दो बजाए। घंटे की आवाज वातावरण में गूँज उठी। ज्योतिबा ने सबको प्रार्थना करने के लिए कहा।

लोग भरे मन से प्रार्थना करने लगे।

दो बजकर बीस मिनट पर ज्योतिबा ने सदा-सदा के लिए आँखें मूँद लीं।

पुण्य क्या है

ज्योतिबा बहुमुखी प्रतिभा के धनी थे। उनका जीवन औरों के लिए प्रेरणा का स्रोत है। बचपन में शिक्षा पाने के लिए उन्हें कितने कष्ट झेलने पड़े। कितनी बाधाओं का सामना करना पड़ा। पर वे धुन के पक्के थे और थे परिश्रमी। उन्होंने पाठ्य पुस्तकें ही नहीं पढ़ीं, राजनीति और दर्शन के भी ग्रंथ पढ़े। इस अध्ययन का उन पर बड़ा असर पड़ा। जब वे बड़े हुए तो उन्होंने स्वयं भी लिखना शुरू किया।

उन्होंने अनेक पुस्तकें लिखीं। पोवाड़े भी लिखे। कविताएँ भी रचीं।

ज्योतिबा फुले की एक महत्वपूर्ण पुस्तक है—“गुलाम गीरी”।

इस पुस्तक की प्रस्तावना स्वयं ज्योतिबा ने लिखी थी— 1 जून 1873 को। प्रस्तावना में उन्होंने कुछ रूढ़िवादी ब्राह्मणों के पाखंडवाद और शूद्रों की स्थिति पर क्रांतिकारी विचार व्यक्त किए थे।

इस पुस्तक में छोटे-छोटे सोलह भाग हैं। इसमें घोंडीबा प्रश्न करते हैं और ज्योतिबा इन प्रश्नों के उत्तर देते हैं। शुरू के भागों में अवतारवाद की आलोचना की गई है। पहले भाग में ब्रह्म, सरस्वती, ईश्वर, आर्य लोक का वर्णन है। दूसरे भाग में मत्स्य और शंखासुर की चर्चा है। तीसरे भाग में कच्छप, भूदेव, द्विज, कश्यप राजा आदि पर प्रकाश डाला गया है। चौथे और

पाँचवें भाग में वराह, हिरण्याक्ष, नृसिंह, हिरण्यकश्यप, प्रह्लाद, विप्र विरोचन, बली और वामन के विषय में लिखा गया है। छठे भाग में बली राजा, जोतिबा, मराठे, खंडोबा, मल्लारी आदि का वर्णन है। सातवें भाग में भट, राक्षस, यज्ञ, वाणासुर, मनु, प्रजापति की मृत्यु आदि का वर्णन है। आठवें भाग में परशुराम की कहानी है। नवें भाग में वेद मंत्रों, जादू, शूद्रों को ज्ञान देने पर प्रतिबंध, भागवत और मनुस्मृति के परस्पर अन्तर की चर्चा की गई है। दसवें भाग में ब्राह्मण धर्म की दुर्दशा, शंकराचार्य के नास्तिक मत, कर्ममार्ग, ज्ञानमार्ग, बाजीराव, मुसलमानों के द्वेष, अमरीकी और स्कॉट उपदेशकों के विचारों का वर्णन है। ग्यारहवें भाग में साणों, शूद्रों, सरस्वती की प्रार्थना, जप-अनुदान, देव स्नान, दक्षिणा आदि की चर्चा है। बारहवें भाग में यूरोपीय लोगों, तेरहवें भाग में कलेक्टर आदि की चौदहवें में यूरोपीय मजदूरों, पंद्रहवें में सरकारी स्कूलों, नगरपालिकाओं, शूद्रों की पढ़ाई पर प्रतिबंध आदि की विस्तार से चर्चा की गई है। अंतिम भाग में बताया गया है कि ब्राह्मणों से शूद्रों की मुक्ति कैसे हो सकती है!

ज्योतिबा फुले की दूसरी पुस्तक है "इशारा"। सन् 1885 में पुणे में बड़ौदा के महाराजा सयाजीराव गायकवाड़ को मानपत्र दिया गया था। इसमें भाषण करते हुए न्यायमूर्ति रानाडे ने कहा था कि यदि हिंदू समाज में जातिभेद है भी तो यह हमारे हितों के आड़े नहीं आता। उनकी इस बात का उत्तर देने के लिए ज्योतिबा ने यह लघु पुस्तिका लिखी थी।

ज्योतिबा की एक अन्य पुस्तक का नाम है—"अस्पृश्यांची कैफियत"। इस पुस्तक में ज्योतिबा ने बताया कि अछूत समाज पर किस प्रकार के अत्याचार हो रहे हैं और किस प्रकार उनकी प्रगति रोकी जा रही है।

"ब्राह्मणाचे कसब" ज्योतिबा की एक और पुस्तक है। यह कविता में है। इसमें धर्म और देवताओं के नाम पर ब्राह्मण

किस प्रकार जनता को कष्ट देते हैं, इसका वर्णन है।

'जातिभेद विवेक सार' पुस्तक के लेखक तुकाराम तात्या नामक एक प्रगतिशील विचारक थे। पर वे इसे अपने नाम से प्रकाशित कराने का साहस नहीं कर पा रहे थे। अतः ज्योतिबा ने कहा कि इस पुस्तक के लेखक के रूप में मेरा नाम डाल दो।

ज्योतिबा शिवाजी के प्रशंसक थे। सन् 1869 में उन्होंने आठ भागों वाला एक "शिवाजीचा पोवाड़ा" भी लिखा।

सन् 1869 में ही उन्होंने "शेतकरयाच्या आसूड" नामक एक पुस्तिका प्रकाशित कराई। इसमें उनके दो निबंध थे।

इसके अतिरिक्त उन्होंने जाने कितने निबंध लिखे, कविताएँ रचीं। उन्होंने एक नाटक भी लिखा।

सन् 1885 में उन्होंने सतसार नामक एक पत्रिका का प्रकाशन भी आरंभ किया।

ज्योतिबा की एक महत्वपूर्ण पुस्तक है—सार्वजनिक सत्यधर्म।

इस पुस्तक में भी प्रश्नोत्तर के माध्यम से ज्योतिबा ने अपने विचार रखे हैं।

पुस्तक में सुख, धर्मपुस्तक, निर्माणकर्ता, पाप पुण्य, पूजा, नैवेद्य, स्वर्ग, स्त्री, पुरुष, धर्म, नीति, तर्क, दैव, सत्य, ग्रह, जन्म, लग्न-विवाह आदि अनेक विषयों पर प्रश्न पूछे गए हैं। इन सभी का उत्तर ज्योतिबा ने दिया है।

कुछ उदाहरण—

यशवंत पूछते हैं कि इस संसार में मनुष्य किस भाँति सुखी रह सकता है?

ज्योतिबा फुले उत्तर देते हैं, सत्यवर्तन के अतिरिक्त मनुष्य संसार में सुखी नहीं रह सकता।

बलवंत राव हरी साकवलकर पूछते हैं कि पुण्य किसे कहेंगे?

ज्योतिबा का उत्तर है, अपने सुख के लिए दूसरे लोगों को शारीरिक-मानसिक कष्ट न देना ही पुण्य कार्य है।

सचमुच दूसरों को किसी प्रकार का कष्ट न देना, किसी पुण्य से कम नहीं है। इसी बात को प्रसिद्ध भक्त कवि नरसिंह मेहता ने अपने एक भजन में दूसरी तरह से कहा है—

वे कहते हैं—

वैष्णव जन तो तेने कहिए

जो पीर परायी जाने रे।

राष्ट्रपिता महात्मा गांधी का यह प्रिय भजन था।

in 1986. This reveals that still approximately 50 percent students those who had enrolled in class-I drops out by the time they reach class-V. A large number of primary schools do not have minimum physical facilities, and learning materials/furniture/equipments etc. Consequently they provide sub-standard and cheap elementary education.

2. Dimension of UEE

In the background of such a scenario the goals of universalisation of elementary education could be achieved through following dimension :

- 2.1 Universal Access to Facilities
- 2.2 Universal Enrolment
- 2.3 Universal Retention
- 2.4 Universal Completion
- 2.5 Universal Attainment of Minimum Level of Learning.

Universalisation of elementary education in term of universal access to facilities, universal enrolment, universal retention, universal completion and universal attainment of minimum levels of learning could be achieved through effective planning and continuous monitoring of progress of UEE. In view of wide geo-physical, socio-cultural, techno-economic and structural divergences of needs and conditions of various micro-regions of our country, there is a wide disparity in the provision of access to facilities, enrolment, retention, completion and attainment of learning among various socio-cultural/ socio-ethnic groups, micro regions and areas. Consequently, elementary education could not become relevant to the needs of local community. The goals of UEE could be achieved through micro-level or grass-root level planning and monitoring of progress. The planning and monitoring needs are to be identified in respect of various dimenstions of universalisation of elementary education as highlighted earlier.

2.1 Universal Access to Facilities

- 2.1.1 In order to achieve universal access to facilities 'school mapping' exercises are to be undertaken to identify the deprived areas where primary schooling facility does not exist and to ensure that every habitation which potentially have 50 children in the primary school should be provided with one upper primary school opened on primary school catchment basis.
- 2.1.2 For SC/ST and other disadvantaged groups facilities of more residential schools and hostels should be created. Detailed plans could be prepared for designing inexpensive residential schools where school building could be used for residential purpose at night with an additional provision of kitchen where local people/Panchayet/Voluntary agencies could be involved in cooking and supervision. In order to plan school mapping exercises and designing of inexpensive residential system for SC/ST and other deprived sections the following tasks are to be undertaken.
 - 2.1.2.1 Survey of the location of the existing primary and upper primary schools/NEE centres located in the habitations classified as per population structure.
 - 2.1.2.2 Analysis of demographic, pedagogic, geographical, economic, socio-cultural and other related constraints contributing to locational disadvantages.
 - 2.1.2.3 Formulation of norm-based perspective plans.

2.2 Universal Enrolment

Fifth All India Educational Survey data (1986) has highlighted the emphasis on enrolment of girls, enrolment of SC/ST and other disadvantaged sections.

The reasons of non-enrolment of children belonging to various categories of disadvantaged population are not uniform. Therefore uniform planning modality can not be adopted for enhancement of enrolment for various categories of children. Separate planning modalities are to be designed for enhancement of enrolment of children belonging to various categories such as girls, SC, ST and other disadvantaged sections. This planning approach is known as Target Group Approach. The following tasks may be undertaken for formulation of Target Group Approach for enhancement of enrolment :

- 2.2.1 House-to-house survey may be undertaken to identify the number of non-attending children, the reasons of non-attendance and specially the reason of reluctance on the part of the parents to send their children to schools. During such survey the teachers in cooperation with the village community may discuss with the parents the relevant benefits of schooling and of regular attendance.
- 2.2.2 Display of materials prepared by the students on different occasion.
- 2.2.3 Invitation to parents and guardian to participate in the school programmes so as to give them an idea about the activities of the school.
- 2.2.4 The teacher/functionaries assigned the task of house-to-house survey may identify from the parents of non-attending children

who will go for part-time or full-time (non-formal or formal) instruction.

- 2.2.5 For new enrolment the teacher may extend door to door counselling/campaign.

2.3 Universal Retention

In order to ensure universal retention of children the following strategies could be adopted :

- 2.3.1 Children should be encouraged to attend the school.
- 2.3.2 The teachers task is not only to organise teaching-learning or to evaluate the achievement of the children but also to create an atmosphere in the school which will help the children to stay at the school and enjoy satisfying learning experiences.
- 2.3.3 Rapport with the parents is essential for retention. The teacher may try to know the real reasons of dropout and non-attendance. He may visit homes of dropped out children and meet their parents. The help of village panchayet/local influential persons/voluntary agencies could be sought for persuing the parents to send their children to schools.
- 2.3.4 The schools calender or timings could be fixed to morning, afternoon or evening as per the needs and requirements of working children.
- 2.3.5 Quality improvement programmes in the form of remodelling teacher training and designing of teaching-learning materials could be undertaken.
- 2.3.6 A policy of non-detention may be followed, combined with continuous evaluation.

- 2.3.7 Targets of retention may be fixed realistically through a decentralised and participative mode of disaggregated planning rather than fixing target on adhoc fashion.
- 2.3.8 School calender may be adjusted to agricultural operation/local festivals and weekly markets.
- 2.3.9 Child centered approaches should emphasise reduction in school hours but increase in learning hours through :
 - 2.3.9.1 introduction of inquiry approach.
 - 2.3.9.2 play-way
 - 2.3.9.3 activity-based methods
 - 2.3.9.4 creative writing
 - 2.3.9.5 peer group learning
 - 2.3.9.6 experimentation
 - 2.3.9.7 creative use of singing, drawing, story telling, particularly of folk lores and folk arts.

2.4 Universal Completion

More accessibility, enrolment and retention are not enough for realisation of the goals of universalisation of elementary education. It is also equally important to ensure that all learners complete the course prescribed for primary and upper primary levels of elementary education. In order to ensure universal completion instructional planning and reforms are to be initiated. NPE : 1986 - POA had observed that 'The most important aspect of this reform will be to make education a joyful, innovative and satisfying learning activity, rather than a system of rote and cheerless authoritarian instruction.

2.5 Universal Attainment of Minimum Level of Learning

It is to be ensured that minimum level of learning competencies are realised. With this end in view there is a need :

- 2.5.1 to identify the minimum learning competencies which every child is supposed to acquire in various subject areas and with reference to each instructional unit.
- 2.5.2 to frame specific objective of instruction on the basis of the identification of minimum level of learning competencies.
- 2.5.3 to evaluate the performance with reference to specified objective.

3. Planning Exercises required for UEE

In order to achieve UEE at micro-level the following planning exercises are required to be adopted :

3.1 Accessibility Planning

Accessibility planning could be undertaken through :

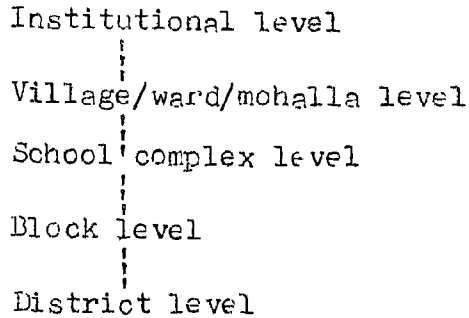
- 3.1.1 School Mapping Exercises at block level on the basis of Fifth All India Educational Survey data and guidelines prepared by MHRD/NIEPA from time to time.
- 3.1.2 Designing of inexpensive residential system with the help of local panchayet/ local-level planning officials.
- 3.1.3 Norm-based perspective plan for locational advantages.

3.2 Area-Level and Multi-Level Enrolment Planning :

Area level and multi-level enrolment planning should emphasise Target Group Approach and may include the following steps :

- 3.2.1 Block-wise listing of villages and town-wise listing of wards/mohallas.
- 3.2.2 Identification of the catchment area of each primary/upper primary school located in each village or in each ward/mohalla in urban areas.
- 3.2.3 Survey of children belonging to the age group 6-14 years residing in a well demarcated areas like village, ward/mohalla etc., identification of reasons of non-attendance and dropout and classification of non-attending school-age children into formal/non-formal category for schooling depending on the availability of time and level of involvement of the children in working situation.
- 3.2.4 Ensuring involvement of local community/panchayet/educated youth/voluntary agencies in enrolment planning.
- 3.2.5 Demarcation of an area to be covered by a primary school complex around an upper primary school on the basis of habitation-wise, village-wise, ward-wise, mohalla-wise list of primary schools and NF education centres. Block Education Officer could undertake this exercise at block-level in collaboration with other local functionaries.
- 3.2.6 Area-level enrolment planning would involve formulation of micro-level statistical indicators like :
 - 3.2.6.1 Gross Enrolment Ratio (GER)
 - 3.2.6.2 Net Enrolment Ratio (NER)
 - 3.2.6.3 Age-Specific Enrolment Ratio (ASER)
 - 3.2.6.4 Admission Rate.
 - 3.2.6.5 Apparent Admission Rate.
 - 3.2.6.6 Age-Specific Admission Rate etc.

- 3.2.7 Though enrolment planning will be initiated at Area-level eventually it will take the shape of multi-level enrolment planning as shown below :



3.3 Retention Planning

Planning for retention of children in primary and upper primary schools would involve :

- 3.3.1 Planning for quality improvement in the shape of reform in pre-service teacher-training, reform in inservice-training, modification in teaching-learning materials, and implementation of 'Operation Black Board' etc.
- 3.3.2 Retention Planning would require formulation of micro-level statistical indicators like transition rates from primary to upper primary level, retention rate, dropout rate etc.
- 3.3.3 Academic planning would involve reduction of school hours but increase in learning hours through adoption of child entered approaches like inquiry approach, play-way, activity-based methods, creative writing, peer group learning, experimentation and creative use of singing, drawing, story telling particularly folk lores and folk arts.

3.4 Planning of Completion and Attainment of Minimum Level of Learning

Planning of completion and attainment of minimum level of learning would involve :

- 3.4.1 Formulation of micro-level planning indicators like promotion rate, repetition rates, teacher-pupil ratio, work-load of teachers etc.
- 3.4.2 Institutional planning.
- 3.4.3 Planning of evaluation.
- 3.4.4 Achievement Test results in various subject areas.
- 3.4.5 Progress of the child in various affective and psycho-motor areas.

3.5 Monitoring Strategies

- 3.5.1 The progress achieved in the areas of accessibility, enrolment, retention completion and attainment of minimum level of learning is to be monitored continuously for feed back to implementation agencies. DIET can play a vital role in monitoring the progress towards realisation of goals of UEE.
- 3.5.2 Both qualitative and quantitative aspects of the implementation of UEE as stated above should be monitored.
- 3.5.3 monitoring agencies could be :
 - 3.5.3.1 officials of education department posted at Block level/District level
 - 3.5.3.2 School Complex
 - 3.5.3.3 Village/Panchayat Education Committee
 - 3.5.3.4 block level Education Committee
 - 3.5.3.5 DIET.

- 3.5.4 DLET should coordinate the monitoring activities and should define the specific roles and functions of various agencies .
- 3.5.5 Area level monitoring would be followed up by multi-level monitoring.
- 3.5.6 Systematic monitoring would require Information-base characterised by collection, recording, compilation, verification, dissemination and interpretation of data.
- 3.5.7 Quarterly and Annual progress reports are to be prepared.
- 3.5.8 Techniques of monitoring would include :
 - 3.5.8.1 Meeting with parents/community members in order to pursue the reluctant guardians/non-attending children in with a request to resume attendance.
 - 3.5.8.2 Meetings involving various monitoring agencies for assessment.
 - 3.5.8.3 Dissemination of records/reports.
 - 3.5.8.4 Arriving at appropriate decisions.
- 3.5.9 Levels of monitoring various types of monitoring are :
 - 3.5.9.1 Micro-level monitoring
 - 3.5.9.2 Area-level monitoring
 - 3.5.9.3 Multi-level monitoring.

EXERCISE FOR PARTICIPANTS

1. Prepare a questionnaire/for house-to-house survey of children belonging to 6-14 years age-group residing in a village/ward/mohalla etc. The responses of the questionnaire should highlight :

- a) the reason of non-attendance/dropout.
 - b) classification of non-attending/dropout children into two groups : those who will be involved into formal schools and those who will be involved into non-formal education centres.
 - c) Availability of time for schooling.
2. Prepare a lesson plan following child-centred approaches in your area of specialisation.
 3. Identify the minimum learning competencies which every child is supposed to acquire with reference to any one instructional unit related to any subject area. Also frame specific objectives of instruction on the basis of identification of minimum level of learning.
 4. Suggest suitable tools for evaluation of learners in cognitive, affective and psycho-motor domain areas separately.

.....

Module No. 5

EVALUATION IN INSERVICE PROGRAMMES

Dr. P. Das

The Programme of Action (POA) of the National Policy on Education (NPE), 1986 has given a great deal of responsibility of teacher education to District Institutes of Education and Training (DIET). Giving particular importance to the training of elementary school teachers it has categorically recommended that DIETs should organise both preservice and inservice training programmes for elementary teachers and the personnel working in the non-formal and adult education programmes to raise their professional standard and status. It has further suggested that, DIETs should serve as evaluation centres for primary schools, adult education programmes and for their own programmes and activities. In this context, DIETs have tremendous and challenging tasks in formulating and designing the need based continuous and comprehensive evaluation programme both for elementary schools and for their own institutes. Therefore, the faculty members of DIETs should know how to evaluate objectively :

- a) students' growth in formal and non-formal schools,
- b) their own programmes.

For evaluation of students' progress there is a separate module entitled "Evaluation in Schools". This particular module attempts to discuss two important aspects of evaluation i.e.

- 1) Criteria of good evaluation programme.
- 2) Procedure of evaluation programme.

It is hoped that, the knowledge and understanding of these two aspects of evaluation will provide sound basis for developing action - oriented evaluation programmes. Let us discuss the two aspects in detail.

Criteria of Good Evaluation Programme :

The criteria of evaluation emerge naturally from the basic assumptions about evaluation. They can be enumerated as follows :

a) Evaluation should be objective based.

The purpose of evaluating any instructional programme is to provide the means for determining, whether the programme is meeting its goals; i.e. the measured outcomes for a given set of instructional inputs match the intended or pre-determined outcomes (called objectives). Therefore, objectives become the starting point and play key role in the process of evaluation.

b) Evaluation should be a comprehensive process.

The major objectives to be appraise: should include not only knowledge, skills but also attitudes, interests, ideals, ways of thinking, work habits and personal-social adaptability. Therefore evaluation become comprehensive when it includes the major values or objectives that the educational programme intends to achieve for each individual. Although it is difficult to assess all the objectives but attempts should be made to evaluate all important objectives as far as possible keeping in view the time, energy, and resources.

c) Evaluation should be a continual process.

Since the emphasis in evaluation is upon broad personality changes, it should be done regularly and continuously. In recent years, evaluation is considered

an ongoing process. Regular observation, rating, and tests should constitute the appraisal procedures by which the instructor attempts to evaluate and decide the future course of action for guidance. This is a concept different from the older approach which considered assessment as an end product, rather than as a means for guiding progress or growth and looked upon measurement as an end-of-term activities.

d) Evaluation should be a dynamic process.

The approach of evaluation should not be static or rigid in nature. It should be dynamic and flexible in respect of tools, methods and frequency of data collection etc.

e) Evaluation should be a cooperative process.

A single person however efficient may not be competent to evaluate all the aspects of a programme or pupil's growth. Therefore the process of evaluation demands the cooperation of all concerned to do the work jointly and collectively.

These are the necessary conditions for a good evaluation programme. But these conditions are not sufficient for the evaluator unless he understands the systematic procedure of evaluation. A comprehensive evaluation programme requires careful planning and effective administration. The procedure or steps for careful planning of an evaluation programme are discussed below.

Procedure of Evaluation Programme :

- 1) Identification of major objectives to be achieved. In any programme objectives should be spelled out clearly and these objectives become guideposts in both material developments

and evaluation. Keeping in view the importance of the programme and its duration the Programme Director should formulate the important objectives clearly which are attainable.

2) The second step is definition and classification of major objectives in terms of behaviour which should characterize them. These definitions should outline more or less specifically the knowledge, skills, understanding, attitudes, and interests that are to be achieved. For example in case of a content enrichment programme the objectives should stress on knowledge and understanding dimension of the content whereas in case of a developmental programme like development of unit tests or model lesson plans skill is considered to be the important objective.

3) The third step is the selection/construction of appropriate tools to assess the selected objectives. These tools may include tests, questionnaire, check list, rating scale, observation and interview etc. If the standardised or published tools are not available, the evaluator should develop suitable tools following the specific rules and finalize them with consultation of experts.

4) The fourth step is administration of the tools to collect desired information. Keeping in view the objectives, the data should be collected. In most of the training programmes, the evaluation is done by administering a questionnaire to the participants at the end. The various aspects of the programme included in the

questionnaire may be planning, organisation, course coverage, quality of materials, method of transaction, resource persons, duration of the course etc. But this technique does not provide sufficient and valid data. Other techniques like observation, interview, testing in the field or mailing questionnaire can be used as follow-up action programme for getting valid and reliable informations.

- 5) The fifth step in the evaluation process is analysis and interpretation of data. Here the data are tabulated, analysed and interpreted meaningfully keeping in view the pre-determined objectives. The results so obtained after data analysis can be compared with the pre-specified objectives.
- 6) The last step is the make use of evaluation results, These results will not only serve as feedback but also provide the basis for making the valid judgements which in turn are used to take appropriate decisions for improving the various aspects of evaluation programme. Further these results can also be used for better administration, instruction, guidance and research purposes.

Evaluation is as old as education itself and serves as the quality control in any educational programmes. But its success largely depends upon sincerity, integrity, honesty and dedication of the members who are associated with the programme. It is hoped that, this module will provide new directions to the teacher educators of DLBP who will design and formulate need based evaluation

programmes in the context of their professional responsibility and accountability as emphasised in NPE (1986).

Activities

- 1) Formulate four major objectives of any one of your proposed training programme and define each major objective briefly in terms of participant's behaviour.
- 2) Develop appropriate tools to assess the above four objectives.
- 3) Suppose you have organised a training programme for primary school teachers on Minimum Levels of Learning on Science and Mathematics for one week. How do you evaluate this programme ?

CHILD CENTRED APPROACH/ACTIVITY BASED APPROACH

Dr. S.P. Anand.

- Objectives : The module on Child Centred Approach helps the reader to :
- overview the prevailing practices in Education.
 - understand the meaning of Child Centred Approach.
 - know the basis of Child Centred Approach.
 - be acquainted with the essentials of practical Child Centred Approach in Education.
 - illustrate Child Centred Approach with examples.

- Contents :
1. Prevailing practices in Education
 2. Child Centred approach
 3. Fundamentals of Child Centred approach
 4. Operational conditions .
 - 4.1. Child plays
 - 4.2 Teacher as facilitator of learning
 - 4.3 appreciation of individual differences
 - 4.4. Teacher-pupil ratio
 - 4.5. Teachers' freedom
 - 4.6 Curriculum
 - 4.7 Teaching aids
 - 4.8. Dedicated teachers
 5. Examples
 - 5.1 Maintenance of school complex
 - 5.2 Organization of co-curricular activities
 - 5.3 Classroom teaching
 6. Illustrations
 - 6.1 Introduction of Multiplication tables
 - 6.2 Language teaching
 - 6.3 science teaching

1. Prevailing practices in Education

In the prevailing system of education, whatsoever happens, is determined by an authority in its own right. The authority may be vested in Government or delegated to the department of education or to some body else; but the teacher and the taught are the least authorised individuals to design the scheme of things in education. The teacher organises

teaching and is ordained from above. The student has had to learn what he is meant to learn by the teacher through approved methods of teaching. This renders the present system of education authority-centred.

Authority centred approach has come to manifest the inability of the system of education to deliver the desired results. Education has failed to deliver the kind of competence to an individual for which it has been specifically instituted. The system of education of the day, cannot claim to supply for its schools and colleges of learning, students who can be responsible citizens, keen learners, sincere workers and firm believers.

2. Child Centred approach

Director's Policy on Education, NPE (1986) has taken note of the failing in the effectiveness of education of our children. In its Programme of Action (1986, p. 13), it has been expressed that :

By making elementary education child-centred, we would be introducing a long overdue reform in the system. The most important aspect of this reform will be to make education a joyful, inventive and satisfying learning activity rather than a system of rote and cheerless authoritarian instruction.

Education is inherently a child centred process. It is organised for the desirable and healthy all round growth and development of one and all children. It involves taking care of the requirements of the growth and development needs of children.

Child centred approach in education draws its sustenance from the needs, abilities, aptitudes and aspirations of children. In this system, teachers conduct themselves as group leaders and facilitators of learning of children. The entire spectrum of activities in child centred approach is so structured that it proves to be conducive for the all round development of each and every child.

In child centred approach, education becomes primarily a child activity. In this approach, child is the pivot around which the process of education revolves. In child centred education, child is not left at the disposal of education, rather it is the authority around which system of education should be placed in the service of each and every child.

3. Fundamentals of Child Centred approach

Child centred approach in education is based upon the fundamental tenets of the process of education :

- education means allround drawing out of the best in child and man, body, mind and spirit (Gandhiji)

- each and every child is a child who is considered to be capable of developing his potentials and overcoming his limitations on his own (Kangars);

- Each and every child is a unique and worthwhile child who should be respected for his inter-intra individual differences;

- each and every child needs a guide to guide him, facilitate him to develop his allround personality in a healthy and desired direction;

- children as human beings have an inherent desire and need for achieving self-realization to establish themselves as perfectly perfect, competent and useful individual members of the society in which they are born.

Child centred approach in education is an approach in education which while accepting the given unique individuality of the child as a worthwhile useful personality, it assists him explore his assets and develop them to enable himself to prove as an individually satisfying and socially useful person.

In child centred education, the child is welcomed, motivated and encouraged to play a participant role with his teachers to build up his programme of learning. In this strategy, nothing is allowed to be imposed upon the child as a passive listener. In popular parlance, education is considered to be the twin process of teaching and learning. For teaching, teachers are held accountable and for learning, learners are made responsible. But, it is in the scheme of things in child centred approach in education, teachers and pupils are considered equally answerable to the net results of teaching and learning.

4. Operational conditions

Child centred approach in education operates under some presumed operational conditions like the following ones :

4.1 Child plays :

In child centred approach, children are identified with the process of education. A programme of learning is arrived at with the perfect understanding of the developmental needs of children. A very natural educational setting is set. Teachers design a number of activities in which the learners learn while playing their childhood very joyfully. That way, child centred person in practice makes due cognisance of play in the development of children.

A spectrum of playful educational activities makes the network of an educational programme for children. Children learn while learning to play the games they love to play. It makes learning a child-like activity for the children in their schools.

In child centred approach the play tendency of children is allowed to display itself. It makes their learning a meaningful learning. They play to learn and learn to play to reinforce their learning still further. Education of children is made as their game of learning to play at all the more enthusiastically.

4.2 Teacher as a facilitator of learning

In child centred education, the teacher is not supposed to assume the role of a 'master' of the children. He acts as a friend, guide and a philosopher in the process of their learning. For the education of citizens of tomorrow, the school provides a liberal atmosphere in which teachers and taughts enter into a phenomenon of healthy human interaction. The teacher as a group leader of students in child centred practices is considered to be a professionally competent facilitator of their learning.

The teachers in child centred approach begin their work with a thorough understanding of each and every child. The home conditions of children, their parents' socio-economic status and educational qualifications are needed to be known by teachers. Teachers have to take note of students' physical health especially their being free from any disability in learning, because any deficiency in their seeing, talking, walking and understanding has to be taken very seriously.

Students' intellectual development, their aptitudes and attitudes, habits and temperaments are needed to be known by the teachers teaching them through child centred approach. The maintenance of cumulative records of children goes a long way to help teachers in this direction. Actually, teachers following child centred approach do maintain up-to-date cumulative records of their children. This record goes to profile the achievements and failures of students. It highlights their developmental requirements. It may be said that progressively maintained and insightfully interpreted cumulative records of children lay the foundations of a child centred approach in education.

4.3 Appreciation of individual differences

In child centred approach, what is needed most is a full acknowledgment of individual differences that exist among children. They have to be appreciated for their inter- and intra individual differences which they inherit from parents or acquire them from environments. Children need to be accepted with their strengths and weaknesses as such. They should be guided to develop their assets within the constraints of their limitations. There is nothing to be over-ambitious for the growth and development of each and every child. The approach should be to ensure an all-round development of each and every child within the maximum limits of his individual differences.

4.4 Pupil-teacher ratio

Teachers having known the children on all accounts of their individual differences are well set to follow child centred approach in their teaching. If this approach is to be effectively pursued, there is a need to keep pupil-teacher ratio at a reasonable level. A high pupil-teacher ratio does not permit the teacher to follow child centred approach effectively.

4.5 Teachers' freedom

In child centred approach, teachers need to be given a good amount of freedom to practise their own well-perceived styles of conducting themselves. However, for their guidance, teachers need to be duly oriented and provided with well conceived guidelines. This should be left to the best judgement of teachers themselves as to how they should enlist

an active and willing participation of students in the process of their education. The headmaster of the school is also expected to evolve teacher-pupil centred administration in schools to add to the congenial atmosphere for child-centred approach in education.

4.6 Curriculum

The courses of studies or the curriculum to be followed in the child centred approach needs to be flexible. Teachers should be given a chance for their association in the development of programme of education. They should also be allowed a bit of freedom to make the choice of curriculum to be followed with particular set of students as follow child centred approach in the real sense of the word.

4.7 Teaching aids

Child centred approach in education is an activity-oriented approach. This approach needs a good amount of teaching aids along with the space in which demonstration work can be done and educational activities can be taken. That way infrastructure of the school is required to be kept up to the mark.

4.8 Dedicated teachers

Child centred approach is an insightful approach on the part of teachers. That way teachers who are expected to follow the approach should be basically professionally trained and personally wedded to the teaching profession. Teachers overlooking no love for children or for the teaching profession can hardly be expected to pursue child centred approach in their styles of functioning as teachers. Teachers of committed dedication and of a mission in teaching profession can only be seen coming forward to practise child centred approach in education.

Child centred approach is a painstaking approach in pedagogy. Teachers need to be well motivated to pursue this approach. In schools, men of sound mental health and professional competency can only pursue this child centred approach.

5. Example

Operation of child centred approach in schools may be cited with some examples as given below:

5.1 Maintenance of school complex

Maintenance of school complex and keeping its surroundings neat and clean is very important for an effective process of education. Towards the achievement of this end in schools, students' active and willing participation-cooperation should be effectively enlisted. Students' involvement in this aspect of school organization, helps them to identify themselves with the Institution of their learning. This serves a good purpose for the education of children through an activity based approach in education.

A teacher through guidance can motivate the students to keep their classrooms neat and clean. In this campaign of cleanliness, students in their respective turns may clean and wash their classrooms daily in the morning. Similarly decor of classrooms with students' prepared charts and diagrams help us to enlist students' participation in their self-education through activity based approach. Development of small flower corners on the available land near each classroom can also serve as a way of practising this approach. Community work programmes, social service campaigns in the vicinity of school complex help the students in their allround development for which they come to the schools.

In schools, the enlightened teachers can find many ways to practise activity based approach. Students' involvement in educational activities (each activity in school is considered to be an educational activity) can teach them what can't be taught to them by preaching or showering sermons on them in abundance.

5.2 Organization of Co-curricular activities

Co-curricular activities are the playful programmes of activity-based approach in education. These activities are presumed to be liked by the children. In child centred approach, these co-curricular activities need to be systematically planned and designed for the definite purpose of educating the children.

In the organization of co-curricular activities, teachers should leave much for the students to manage themselves. Let the students manifest their creative ability in creative activities in the school. They should not be dictated or

shadowed too much. However, teachers should take keen interest in students' activities to help them give best account of themselves. Teachers' wise counsel must always prevail upon students to grow wiser day-by-day in the organization of co-curricular activities in their schools.

Students should always be inspired and encouraged to undertake educational activities with a sincerity of purpose, devotion and commitment. Ultimately, we wish such virtues should become the essential elements of their personality. Through these activities in schools, the purpose should be to inculcate in students team spirit, fellow feelings and a desire for making joint efforts for useful purposes. This paves the way for a healthy social and emotional development of children.

5.3 Classroom teaching

Classroom teaching or text-book education should not be merely a spoon feeding activity in schools. Students should be helped to develop positive attitude towards studies. They should be motivated to learn and build up creative study habits.

Teaching of a lesson should not merely be a one way delivery process from the teacher on one end to the students on the other end. Students should not be simply made passive listeners in the classes. On the basis of their previous knowledge, lesson should be developed through active participation of students themselves. The teacher should encourage students to put questions and to express their views while discussion on the lesson with them.

Leaving aside book-reading method in teaching, teachers should practise experimental method and demonstration methods too. Self-study habits should be encouraged through supervised self-study periods. They should be encouraged to take an active part in educational exhibitions and educational field-trips. Students should be made interested in making wall-charts, writing educational write-ups and preparing themselves for debates and discussions on the matters of their educational interest.

Teaching is a lively process. It should be maintained so by the teachers. Child centred approach involving activity-based strategies makes the process of education a joyful programme for teachers and taughts both.

6. Illustrations

Activity based approach in education may be illustrated with the help of following three illustrations :

6.1 Introduction of Multiplication Tables

Yes, it is supposed that at the stage of their learning, multiplication tables, students know addition and subtraction. We may write on the blackboard in sequence:

2	2	2	2	2	2
+2	+2	+2	+2	+2	+2
-	+2	+2	+2	+2	+2
	-	+2	+2	+2	+2
		-	+2	+2	+2
			-	+2	+2
				-	+2
					-

Students will be invited to come to the blackboard and read these figures. A stage may come when the teacher should ask the students as to how laborious it is if we have to add 2 for 20 times or more than that. At this stage, the concept of multiplication tables may be introduced. It may be said that 2 has been counted twice, thrice, four times and so on. In arithmetic this type of exercise is said to be multiplied by 2, 3, 4 and so on. We can simply write the above writings as :

2x2 2x3 2x4 2x5 2x6 2x7

X - is the sign of multiplication in contrast to + being the sign of addition.

2 x 2 = 4, 2 x 3 = 6, 2 x 4 = 8, 2 x 5 = 10 and so on. This is known as multiplication table of 2. In this Table, 2 x 1 = 2, means 2 has been added only once. 2 x 2 = 4 means 2 has been added twice and so on. Similarly, we have :

3	3	3	3	3	3	3	3
+3	+3	+3	+3	+3	+3	+3	+3
-	+3	+3	+3	+3	+3	+3	+3
	-	+3	+3	+3	+3	+3	+3
		-	+3	+3	+3	+3	+3
			-	+3	+3	+3	+3
				-	+3	+3	+3
					-	+3	+3
						-	+3

This is to say that 3 has been added twice, thrice, four times and so on. This is a multiplication table of 3 which may be written as :

$$3 \times 2 = 6, 3 \times 3 = 9, 3 \times 4 = 12, 3 \times 5 = 15$$

After giving them this practice, let us see some students may develop the multiplication table of 4, 5 etc. If not, we help them develop these Tables and remember them by heart.

5.2 Language development

A language book may not be taught from page to page by reading it out to the students by the teacher. Let the students read and they may be provided guidance for correct pronunciation. Let the students improve their reading ability by practice and improve upon their pronunciation by listening to their classfellows. Students themselves may be asked to spell out the meanings of what they read on their own. They should be encouraged library reading and to write essays and letters in their own words. Such practices can be introduced in schools for the development of language ability of students through child centred approach.

Students telling the stories, singing songs and giving talks on the topics of general interest etc. are examples of activities that may be introduced under activity based approach in the language development of children.

6.3 Science teaching

Teaching of science can not be construed as a book reading activity in schools. It is essentially a discipline of knowledge which should be taught by activity based approach. It is best taught by demonstration and experimental method. Students learn it well mostly in their self-engaged hobby clubs. Teachers should allow students to do their creative experiments in the science laboratories. They should discuss students' experimental designs with keen interest and recognition of their creative abilities. This type of interaction between the teacher and the taught doubly promotes the practices of activity-based teaching and learning of Science in schools.

Conclusion

Child centred approach in teaching is a very constructive scheme of teaching the children. It envisages a joint effort on the part of teachers and taughts in the process of education in schools. Students are made interested in and motivated for learning. Teachers act as the professional guides of students to organise their learning to useful ends.

Teachers love for children in abundance and students' desire to learn in plenty are the corner stones of success of child centred approach in education. In this activity-based teaching-learning strategy, an allround development of each and every child is attended to. Teachers need take sufficient pains wholeheartedly to realise the advantages of child centred approach in schools.

Self-exercise

After reading the module, answer the following questions:

1. What do you understand by authority-centred approach ?
2. On what tenets (beliefs) is child-centred approach based ?
3. How is child play related to child-centred approach in education ?
4. What is the role of the teacher in child-centred approach ?
5. Give three examples of pupil activities that can be organised in child-centred approach.
6. Give one example for teaching each of the following subjects by child-centred approach :
 - a. Arithmetic
 - b. Language
 - c. Science
7. Prepare a lesson plan for teaching any topic of your choice to pupils of class III by child-centred approach.

EDUCATION OF FIRST GENERATION LEARNERS

Dr. S.P. Arora

Objectives: The reading of this module, helps the reader to know about First Generation Learners for their :

- concept,
- family background,
- need of motivation for learning;
- educational needs,
- teachers' role in their learning;
- essential teaching-learning strategies.

Contents :

1. Concept
2. Family background
3. Motivation for Learning
4. Educational Needs
 - 4.1 Physical development
 - 4.2 Mental development
 - 4.3 Social development
 - 4.4 Emotional development
5. Teachers' attitude
6. Teaching-learning strategies
 - 6.1 Child centred approach
 - 6.2 Mastery learning

1. Concept

'No child is ineducable', 'Education is the fundamental right of each and every child'; like the ones are the popular maxims of the day which have ushered in, 'Universalization of Education' as the latest momentous movement in the system of our Education.

Education enlighens our life. It brings about a revolution in the evolution of our style of life. Education is but very essential for the desirable growth and development of all of us. It makes a lot of difference when one is educated and when one is deprived of being educated. Education makes us individually satisfying and socially useful individuals. These,

for the sake of illustration, may be cited as some of the salient messages of the movement of universalization of elementary education on which it has been founded.

In its programme of action, irrespective of a wide range of individual differences in their socio-economic status, the movement of education for all children, intends to enroll them in formal or non-formal patterns of education. In its door-to-door campaign, the movement envisages reaching even the remote families who are still quite naive to the concept of education itself. In the programme of education, it has brought into prominence, the education of first generation learners. Before beginning the discussion of their education, the concept of first generation learners needs to be spelt-out.

The children, belonging to the families from where the children have earlier never been exposed to any kind of education for generations altogether, when they are brought under the purview of and given the advantage of an organised system of education for their allround growth and development, are identified as first generation learners.

The children, who have the privilege of becoming the first in themselves in their own respective illiterate families to receive a systematic education, are recognised as first generation learners.

First generation learners are the children whose none of the family members on record have ever been educated anywhere till now, and they are to be the first in their family traditions to receive a well-designed education. First generation learners happen to be the forerunners for ushering in an era of education in their respective families.

2. Family background

First generation learners are essentially the children of illiterate parents who in their entire lifetime have had never availed of any kind of a systematic education. These parents in their own turn might have remained uneducated because of financial constraints (poverty) of their respective parents who were unable to foot their expenses required in their being educated. It could also be that social practices and rituals of their times along with their family traditions might not have permitted them to take advantage of the school

facilities available to them or their school going ages. Leaving aside these pertinent barriers, it could also be that parents of first generation learners could not get any kind of noteworthy education because of their living in fringe areas cut off from the mainstream of social life and they had virtually no access to any organization of learning worth the name.

Generally, the families of parents of first generation learners are economically poor, socially disadvantaged and culturally deprived. In most of the cases, families are of the lower sections of the community like that of scheduled caste, scheduled tribes and families of other backward classes like tribal backgrounds of first generation learners. Briefly stated, first generation learners belong to academically backward families, whatsoever.

3. Motivation for Learning

To begin with, the first generation learners are never found to be intrinsically motivated for having any kind of education. Perhaps on the other hand, these children may be found to be cherishing a sort of apathy towards education. Their parents, too, have no inclination to send these children to the schools. All the more, first generation learners might be discouraged by their parents to cherish any love for education.

First generation learners as well as their parents are generally found to be not interested in any kind of education whatsoever. They have yet to give a deserving place to education in their family culture. It may be that they may be thinking that education is not meant for them and they are not made for education. All the more, parents of such children may be having a negative attitude towards school, thinking that schools spoil the children. They loose control over children when they are sent to schools. They may hold the opinion that children will become useless if they are sent to schools. Till recently, family practices and traditions of first generation learners are usually found to be totally against their being educated. However, in some areas an awakening is being witnessed in such families regarding the utility of education.

The unhealthy notions about education cherished by illiterate, economically poor and culturally deprived parents

may be based upon the fact that their children are also working as wage earners for the family. Children as well as their parents have an immediate future in sight without having any vision for any remote future. They have no high ambitions in life. They are very much contented in their own small world with small earnings and a self-contained vision of life as a whole. Their style of life carries no allurements for education at all.

Parents of first generation learners are required to be persuaded to send their children to the schools. They need an awakening for allowing their children to be educated in their own interest as well as in the interest of society as a whole. Parents and children need an assurance of the utility of education in their life. This is to secure the active cooperation of parents of first generation learners in the process of education for their allround personality development.

Parents need to be financially compensated for their children having stopped earning because of their going to the schools. Not only this, in some cases the expenses for the education of first generation learners may be required to be borne by someone or entirely to be exempted by school itself. These children need be provided with books, school uniforms and meals free of cost. The school in no way should pose a financial burden on the parents of first generation learners. Some such learners may be facilitated to continue to be wage earners along with their attending the schools. They may be allowed to come to the school in their off working or wage-earning hours. Or, schools may open earning avenues within the school campus itself along with their formal programme of learning. Vocational education has been accepted to be an essential aspect of the education of first generation learners.

First generation learners will be well motivated to learn when they are assured of earning while learning which eventually should lead them to place themselves in life as better wage earners and respectable members of the society.

4. Educational Needs

Education of first generation learners needs to be viewed in its true perspective. Education is altogether a novel experience

for them as well as for their custodian-parents. It is to bring about a cultural revolution in the families of first generation learners.

It is accepted in principle that an effective process of education should revolve around the child itself. It should be designed befitting to the needs, abilities and aspirations of learners. It calls upon the designers of the education of first generation learners to strictly adhere to child-centred policies and practices. The scheme of education should be made subservient to the learners concerned. It should be convincing to the first generation learners that education being processed for them meets their immediate as well as future life needs. Such a scheme of education for the first generation learners should earnestly attend to the following facts of their personality development.

4.1 Physical development

Physical development is said to lay the foundations of personality development. First generation learners need some fundamental lessons on physical development. They need to learn how to keep physically fit. They have to learn how to regulate their daily life to keep themselves physically healthy to do something worthwhile in life.

Family background of first generation learners may be taken as having told them nothing about right body gestures, postures and exercises. These children may not be aware of quality and quantity of food required by them to keep themselves physically alert and smart. Importance of adequate sleeping hours, working hours and hours of relaxation in the daily life of human beings is to be highlighted to first generation learners.

Because of having received no attention at home, first generation learners may need instructions in the school to save themselves from being handicapped in any way. If they have inherited some impairment or have acquired it, it has to be cured at the right earnest lest it should develop into some kind of disability for life for the concerned child. Health education has to be made a part and parcel of the education of first generation learners.

4.2 Mental development

First generation learners have no conducive educational atmosphere at home. Home does not serve them as the place of natural learning. They are deprived of congenial atmosphere/surroundings of learning at home. This adversely affects and delays the development of primary mental abilities of first generation learners.

Impoverished learning experiences meted out to first generation learners at home keeps them deprived of enlarging their attention span. Their perceptual development remains, inadvertently halted. They acquire very little amount of language development in childhood at home. First generation learners, at home have no training for memory, retention and recapitulation. Most of the time, having been confined to a very small stretch of surroundings these children hardly develop themselves as keen observers. They lack the ability of making appropriate interpretations of what they happen to see. They have no knack of making note of whatsoever they witness around them. They are not responsive to the situations they are concerned with. They lose subtle opportunities of learning on their own. On the whole, cognitive development of first generation learners has to be accepted as suppressed and depressed which needs to be given a helping hand for its due growth and development.

Potentialities for mental development of first generation learners should in no way be doubted and undervalued. There is no rationale for cherishing a biased attitude towards this aspect of their personality development. We may have to work a little bit hard to enable the first generation learners to be on the right path of their mental development. We should work with them with the belief that slowly and steadily, they will develop an analytical mind, inculcate a problem solving attitude, and love to have an insightful learning. This exercise has to be attempted at the earliest and there is no escape from it, whatsoever.

4.3 Social development

First generation learners need guidance for their social development, too. They come to school without having learnt much of the social-skills. School provides them the first opportunity

to interact with a group of friends of their age-group. In schools, first generation learners are to be made interested in social learning to develop themselves as sociable members of the society.

How to make friends with their class-fellows, play and work then without any bitterness among themselves, is a lesson for social development. In a team, how to work with a team spirit, share the joys of team members and render a helping hand to one-another - are the salient aspects of social development which the first generation learners have to be caught in school. We are biologically social beings and are dependent upon one another in many ways - this has to be brought home to the first generation learners.

These learners need be given a broader view of life - cutting across their limited sights of respective homes and villages. Our behaviour is regulated by social norms and disciplines - needs to be told to these naive learners. As being the members of the vast society - we are born in, we have social rights as well as responsibilities. That way, social awareness in all its facets has to be developed among first generation learners.

4.4 Emotional development

Emotional development may be defined as an individual's pattern of showing his emotions with his day-to-day behaviour. While responding to the given situations, how does an individual express his emotions adequately to the demands of the times, is an index of his emotional maturity in life.

First generation learners are not only deficient in mental and social development but their emotional development too cannot be taken as satisfactory. They have to learn to express emotions very rightly in the routine conduct of their life. Emotions of love and affection, joy and sorrow, fear and anger etc. have to find a due place in their styles of interaction with their surroundings. These learners need be educated to make an appropriate combination of different emotions in their patterns of behaviour.

To facilitate emotional development of first generation learners, they need be exposed to and given a wide variety of life experiences. Not only do we have to take care of their

physical needs (food, shelter and clothing), but their psychological and social needs should also be properly attended to. They should have a sense of security in their surroundings. There should be no reason for their feeling insecure in any way. They should have sufficient independence to work independently for the development of their creative abilities. They need be helped to identify their own merits and to win recognition from friends, teachers and parents alike.

The satisfaction of basic human needs helps first generation learners develop self-confidence and self-reliance in themselves. It enables them to make intelligent choices, plans and adjustments in daily life. This kind of development ensures their emotional development.

In the scheme of things, for the education of first generation learners, their educational needs are their developmental needs. Their programme of education should revolve around the satisfaction of these needs. This will ensure the achievement of the very purpose of schooling the first generation learners.

5. Teachers' Attitude

School should accept first generation learners as potential learners. Teachers should accept them with a positive attitude towards them and on their part assure them a loving and affectionate treatment. First generation learners should never the least be considered by teachers as good for nothing fellows or at the most second grade learners. However, teachers should take them as exceptional children with special needs which require to be attended to exceptionally. In this context, first generation learners provide a challenging situation regarding their education. It may be said that teachers of first generation learners need be exceptionally committed to these exceptional students to establish their effectiveness in teaching profession.

The unique individuality of each and every first generation learner should be recognised and respected by the teachers which matters a lot for these learners to come to the school, stay there and have the benefit of schooling for their healthy allround personality development.

Teachers of first generation learners for their success in teaching must develop personal equations with them. This personal relationship between teachers and taughts plays a crucial role in the process of education and in the context of first generation learners, it can not be made an exception. Teachers have to play a (seniors') role to earn the trust, faith and confidence of first generation learners to establish their personal rapport with them.

Teachers' attitude towards first generation learners reflects the attitude of school itself. Teachers' efforts are the efforts of school system for the education of first generation learners. Teachers have to develop and manifest a healthy attitude towards first generation learners if in anyway we are serious about their education.

6. Teaching-Learning Strategies.

As discussed earlier, educational needs of first generation learners, necessitate the development of teaching-learning strategies that should be based upon Child Centred Approach (Activity based approach) and Mastery Learning.

6.1 Child centered approach (Activity based approach)

Teachers are the best placed persons to evolve their essential teaching strategies for the education of first generation learners. Learners should be actively associated with the development of educational programmes for them. Actually, first generation learners should be helped for self-study and self-learning.

First generation learners should be helped to learn from their immediate environments. They should be guided in their intellectual exercises for their mental development. Their suppressed cognitive development need be given an open and liberal climate to unfold itself adequately.

While working together, playing together and organising their own playful activities, first generation learners need be encouraged and facilitated to learn something substantial for which no formal classes should be taken by teachers. Learners should be guided to guide their own learning by playway techniques. Child-centred programmes

and teachers' guided learning activities in the school are found to be most useful for the education of first generation learners.

First generation learners are very much desired to be exposed to outside limits of their well-confined environments. Let them stretch their thinking a little bit, broaden their horizon of life and enlighten themselves with what is happening around them which had since long remained unknown to them. Educational tours, excursions, visits to exhibitions and outings when these are organised by the school with an explicit objective of educating the first generation learners, serve them best for their allround personality development.

Latest developments in educational technology, make the task of organising child-centred educational programmes in schools still the more easier. Educational broadcasts through Radio and Television have made child-centred activities fascinating to the learners and we should take advantage of them for the education of first generation learners.

First generation learners in most of the cases, learn only in schools. Teachers take the entire responsibility of enabling them to learn. Home is not in a position and for that reason may not be expected to play much of its role in the learning of first generation learners.

It is but very essential that contents of studies for first generation learners should be correlated and associated with their daily life needs and interests. Their education should immediately make them convinced that they are involved in a useful programme for the present as well as for the future life.

6.2 Learning for mastery

"Mastery learning is a crucial strategy of teaching in the process of learning that needs to be practised while programming the education of first generation learners.

In mastery learning, teachers should plan out their teaching well in advance. No casual or haphazard style of teaching works out well in the strategy of mastery learning. In this strategy of teaching, learners are allowed to learn

at their own rate of learning. They are not expected to be given a second or next unit of learning till they have acquired mastery over the preceding learning. Teachers have to make teaching quite an interesting one with teaching aids and illustrations. Post-teaching evaluation of students, determines their level of learning. It is usually accepted to be 85 % to call it mastery level of learning on the part of learners. Each learner is facilitated to reach this mastery level of learning before the next step of the lesson is introduced in the class. Fast learners who comparatively take less time to learn, help their classfellows who require more time to learn. Teachers at their end resort to remedial and compensatory teaching to enable each and every taught to learn very well what is taught in the class/school.

Pupil-teacher ratio should be kept reasonably manageable to enable teachers reach the students individually. The teacher in his individualised strategy of teaching has to be particularly alert and child should develop a feeling of failure in his learning. Learning of first generation learners has to be a slow process to begin with which must get momentum as the achievement level or the rate of learning of learners improves upon. Students' realization for making a headway in their learning augments their net pace of learning. As a feedback, students have to be told how much they have learnt and how much still remains to be learnt on their part. And for this, teachers have to monitor the progress being made by first generation learners as an essential exercise for them. Teachers may maintain cumulative records of academic and non-academic achievements of all the first generation learners placed under their guidance.

Teaching-learning strategies for first generation learners have to be carefully planned and meticulously pursued in schools. Well-planned programme of education in letter and spirit is more or less half-done for the education of first generation learners.

Conclusion

First generation learners are the first in their respective families to come to the schools. Their parents have also the first taste of sending their children to the schools. These

children are the messengers of education in their homes who break the generation-long cherished tradition, of remaining uneducated. They bring an era of educational culture in their families.

Educational plans and practices for first generation learners need be very thoughtfully arrived at. In the movement of Universalization of Education, first generation learners are the first and they should prove to be the last in their respective families to be known as first generation learners. The impact of first generation learners should not conclude to be the first and last in their generation but it should carry an all-time impact which should inspire the children of future generations, too.

First generation learners are deemed exceptional children in the process of education. They have their exceptional needs. Teachers of these first generation learners need be exceptionally competent to affect an effective programme of education for them.

* * * * *

Module No.8

MULTIPLE CLASS TEACHING

Dr.S.T.V.G.Acharyulu

This module will enable you to:

- understand the prevalence of single or two teacher schools and their need in the States/UTs of the Eastern region
- understand the problems associated with Multiple class teaching
- understand the advantages of Multiple class Teaching.
- acquaint yourself with the methodologies of curriculum transaction in schools having Multiple class Teaching.
- understand the problems pertaining to teaching-learning process in Multiple class settings.
- acquaint yourself with the techniques of classroom organisation and management in Multiple class situation.
- understand the need for preparation of teachers - pre-service and in-service for Multiple class Teaching.
- acquaint yourself with the strategies of effective supervision of schools practising multiple class teaching.

The single or two teacher school in India is not a new phenomena. Such schools existed in ancient India. From the vedic period to modern times they have continued their existence in some form or other. With the advent of Independence and the Constitutional provision of universal compulsory education for all children in the age group 6-14 years, single teacher schools were established in some of the remote and difficult forest and mountain terrains, island habitats and other inaccessible regions of the country.

Why Single or Two Teacher Schools?

In spite of persistent efforts, primary schools could not be provided in all the 9,64,664 rural habitations in our country. There are still as many as 1,90,666 (19.77%) rural habitations which do not have a school within a walking distance of one kilometer from the homes of children. In these sparsely populated areas it is not feasible to provide primary schools with several teachers. Although the single or the two teacher school is not the desired pattern, these have been established in the low density population areas. Whenever the population is low, there will be fewer children of any particular school going age and consequently the total number of children needing primary education would be rather small. In such situations, the single or two teacher school continues to be the only alternative.

It is necessary to keep in mind that in most countries of the world, single teacher schools do exist. It is not uncommon to find such schools in U.S.A., U.K., U.S.S.R., Canada, France, Germany and other European, African and Arab and Asian countries. In short, in most countries having habitats with a population of less than 300 or so there have been single teacher schools which cater to the primary education needs of children and in many countries they still continue to function.

Prevalence of Schools with Single or Two Teachers in The Eastern Region

In our country, out of a total of 5,29,392 primary schools 1,48,033 (27.96%) are single teacher schools, 1,71,389 (32.38%) are two teacher schools, 80,365 (15.18%) are three teacher schools, 47,188 (8.91%) are four teacher schools and 79,789 (15.07%) five or more teacher schools. Table No.1 gives the State-wise distribution of such schools in the Eastern region.

Table 1

Primary Schools in the Eastern Region with single, two three, four and five or more teacher

Sl. No.	State/ Union Territory	No. of Teachers in the Primary Schools					(Total)	
		Zero	Single	Two	Three	Four Five & above		
1.	Arunachal Pradesh	4 (.42)	526 (55.25)	256 (26.89)	81 (.00)	19 (2.00)	66 (6.94)	952
2.	Assam	0 (0.00)	8903 (34.41)	10646 (41.15)	3168 (12.24)	1604 (6.00)	1604 (6.20)	25925
3.	Bihar	757 (1.47)	13303 (25.89)	23407 (45.56)	8234 (16.07)	3498 (6.81)	2158 (4.20)	51077
4.	Manipur	0 (0.00)	510 (18.50)	820 (29.74)	572 (20.75)	329 (11.93)	526 (19.06)	2757
5.	West Bengal	0 (0.00)	1969 (53.33)	1046 (28.33)	355 (9.62)	143 (3.87)	179 (4.85)	3693
6.	Mizoram	0 (0.00)	1119 (11.84)	273 (27.16)	233 (23.18)	177 (17.61)	203 (20.20)	1905
7.	Nagaland	0 (0.00)	42 (3.71)	132 (11.67)	168 (14.85)	216 (19.10)	573 (50.66)	1131
8.	Orissa	200 (0.59)	14112 (41.29)	8746 (25.59)	6475 (18.94)	2253 (6.59)	392 (7.00)	34178
9.	Sikkim	0 (0.00)	21 (4.49)	67 (14.32)	88 (18.80)	78 (16.57)	214 (45.73)	468
10.	Tripura	1 (0.05)	145 (7.52)	512 (26.57)	509 (26.41)	305 (15.83)	455 (23.61)	2025
11.	West Bengal	2 (0.00)	1679 (3.46)	1406 (29.03)	1399 (28.88)	3408 (19.42)	9308 (19.21)	49556
12.	Andaman and Nicobar Islands	0 (0.00)	41 (23.16)	43 (24.29)	31 (17.51)	19 (10.73)	43 (24.20)	177
All Eastern Region		964	41370	60013	33928	17997	17721	171993
All India		2628	148033	171389	80365	47188	19789	529392

Percentage of Teachers in Schools are given in parentheses.

Source: Fifth All India Educational Survey: Selected Statistics as on September 30, 1986, NCERT, New Delhi, Pages.82-83.

Curriculum Transaction in Multiple Class Teaching

In most of the countries primary school curriculum is supported by a list of what are called "minimum learning competencies". These are usually analysed into objectives relevant to each class level. The methodology to be followed to achieve these objectives are also indicated.

The major problem of the teacher in a single or two teacher school concerns the planning of his work. He has to plan his work in such a way that the students of different classes are purposefully engaged in activities and study. Most teachers in these schools are indecisive about curriculum transaction - specially, what to teach and how to teach? These teachers tend to use methods of teaching and instructional materials which are designed for the ordinary primary school classroom situation to their own multiple class situation. Another major problem for the teacher is the absence of individualized instructional materials for use with students in multiple class teaching. Likewise, there is also the need for developing tools for continuous evaluation and diagnostic testing. Such an assessment would help the teacher in understanding the progress of each student and for planning remedial work in each subject.

- How do you help teachers in evolving methodologies of teaching suitable to multiple class teaching?
- What instructional materials such as work books, self study materials, self assessment materials etc. do you think would be helpful?

Problems of Teaching Learning Process in Multiple Class Teaching Contexts

The following are some of the problems related to the teaching learning process:

- The tendency of teachers to work with multiple classes as one group without taking into account the special needs and developmental stages of the learners.

- Teachers lack training in handling multiple class situations and they are often too casual in teaching.
- Over-emphasis on completion of textual lessons.
- Insufficient attention to gifted and slow learners.
- Assigning and correcting of home work of students of different classes.
- Insufficient time for health and physical education activities, creative arts and cocurricular activities
- Problems of individualizing instruction in multiple class situations.
- Absence of instructional materials and A.V. aids suitable for use in multiple class teaching.
- Frequent interruptions and distractions in multiple class teaching.

The above are only some of the problems and the list could be even more. These problems merit our attention.

-
- How would you help the teacher to face these problems ? List out your ideas and suggested activities.
-

Classroom Organization and Management in Multiple Class Settings

Classroom organization and management is as important a component as time budgeting in multiple class teaching. Unlike the regular primary school, in a single or two teacher school daily or weekly time-table is prepared keeping in view the load of the teacher, the various activities to be assigned to the students, the classes and activities to be managed by monitors, the facilities available within the school etc. Normally, the following are taken into account in preparing the daily/weekly schedule:

- allocation of periods to subjects in terms of the weightage given in the curriculum.
- each period of 45 minutes has 15 minutes of direct teaching by teacher, 15 minutes of assistance by monitor/voluntary teacher, and 15 minutes of self-study by pupils.

- activities planned to be mostly based on textual lessons.
- cocurricular activities
- health and physical education activities.

Flexibility characterises the time-table in a single or two teacher school where multiple class teaching goes on.

- | |
|---|
| <ul style="list-style-type: none">- What timings would be suitable ?
Should there be morning and afternoon sessions ?- Prepare a daily/weekly time-table and tryout. |
|---|

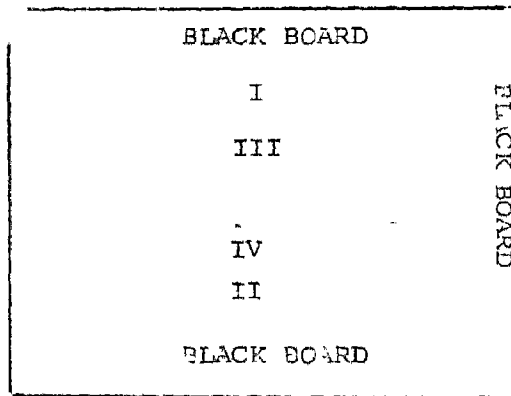
Seating Arrangement and Combining of Classes for Multiple Class Teaching

The seating arrangement for multiple class teaching is different from the usual arrangement one sees in a primary school. The seating arrangement takes into account a number of factors. These include:

- availability of space.
- combination of classes for teaching and other activities.
- students comfort and adequate lighting.
- visual and hearing problems etc., of students.
- Minimisation of noise distractions etc.,

There are no prescribed rules or standards for combining classes or for seating arrangement. The seating arrangement as well as the combination of classes may vary from one activity to another. Usually non-consecutive classes are grouped together on the assumption that the students of higher classes are capable of independent work while students of lower classes depend upon teacher assistance. Whatever the combination of classes used and whatever seating arrangement may be followed the most important thing is to train children in self-discipline.

The following is an example of seating arrangement:



A teacher in a single or two teacher school, by virtue of his own experience over the years may use class groupings which are found to be good for various activities related to the curricular or co-curricular domains.

- Suggest and tryout-class groupings for curricular and co-curricular activities.
- What sort of seating arrangement would you use if the school has - (a) only one hall, and (b) two rooms ?
- How do you manage instruction in other classes when you are busy teaching in a class

Developing a Climate for Learning

Most children in our rural areas have no pre-school education. Therefore, it is desirable that the teaching in classes I and II is informal for a few months. Story telling, games, play way activities etc. may be planned to generate, promote, and sustain school readiness in children. These activities should involve more and more of pupil participation so that they develop listening comprehension, speech articulation, conversational and other basic skills. Actual Reading, Writing and Arithmetic can be taken up as soon as children become regular in their attendance.

Evaluation of Pupil Progress in a Multiple Class Teaching Context.

In MCT situations, the students are made to understand what to learn and how to learn. Students are given clear cut instructions as to what they are to do and what is expected of them. Timely diagnosis of student weaknesses and continuous monitoring of student's work is important for reinforcement, feedback and remediation. Remedial approaches in MCT contexts include special instruction for removal of doubts and difficulties, additional exercises in areas where students are weak, attachment with bright students or senior students, and provision of self-learning materials.

Fostering a Positive attitude towards MCT

The level of parental literacy of children in the single or two teacher schools is rather low. They often fail to see the relation between education and future jobs for their children. Children also understand that their parents are not keen on their education and so absent themselves on minor pretexts of assisting parents in their work. Inability of parents to provide textbooks and stationery adds to the poor performance of children at school.

Multi Class teaching is seen by many as undesirable, although in terms of pupil numbers it is a necessary alternative to single class teaching. How to generate a positive attitude towards Multiple class teaching? The following are some of the ways to generate favourable attitude towards Multiple Class teaching:

- Convince parents that MCT is not inferior to single class teaching.
- Publicise the results of multiple class teaching
- Make teachers realise that teaching in multiple class situation is not more difficult than teaching single class if they possess the basic skills in the art of multiple class teaching.
- Ensure that the teachers teaching in multiple class situations have as much status as those teaching in ordinary primary schools.
- Convince teachers that their posting in a single or two teacher school is not a punishment, rather a recognition of the competence

Pre-service Training of Teachers and Multiple Class Teaching

As it is, there is no provision for special teacher training to meet the needs of single or two teacher schools. There are primary teacher training institutions which prepare primary teachers and their teacher education programmes, by and large do not include multiple class teaching methods. Very few provide some theoretical instruction about single teacher schools, multiple class teaching and non-graded schools. Most institutions, however, do not expose their student teachers to the single or two teacher situation even for a short duration or for practice teaching. Consequently, the teachers coming out of these institutions have no practical experience in handling the classes when appointed in such schools.

-
- Should multiple class teaching be offered as an area of specialization like 'School Administration', 'Guidance and Counselling' etc.
 - How do you expose student-teachers to multiple class teaching situations ?
-

Inservice Training of Teachers and Multiple Class Teaching

The purpose of inservice training for primary teachers is to enable them to keep pace with the developments in the content and process of education. Inservice teacher training programmes for primary teachers are organized in every State every year. But such programmes for single/two teacher schools are extremely rare if not non-existent. There is a great need for inservice programmes for teachers in single or two teachers schools. Such programmes should be in areas such as:

- Multiple class teaching
- Classroom organization and management
- Preparation of instructional materials (including low cost or no cost aids, self-learning and self-evaluation type materials, work books, activity sheets, teachers guides etc.)

- Continuous comprehensive evaluation of pupil progress
- Use of community resources both human and material.
- Teaching methodologies suitable for multiple class teaching
- Minimum learning outcomes and their assessment.

-
- What other inservice programme would you suggest ?
 - How do you ensure that the inservice programmes are need-based ?
 - What follow up action would you propose ?
-

Mere provision of inservice training to teachers of single or two teacher schools is not enough. We need to evaluate the performance of teachers who have undergone such inservice training. It is also necessary to strengthen the supervision of such schools so that we are in a position to plan need-based inservice training programme in areas where deficits are noticed.

Strategies for Supervision of Multigrade Schools

Supervision of single or two teachers schools is rather scanty. The reasons include remoteness of schools, difficult terrains, absence of transport facilities, etc. very often the supervisors themselves are not exposed to these school situations. There is a need to orient supervisors on the functioning of the schools, multiple class teaching strategies, problems faced by teachers in Multigrade schools, community involvement and parental participation in school programmes. It is a good idea to have inservice programmes for supervisors along the same lines as those conducted for teachers of multigrade schools.

Advantages of Multigrade Schools

Single teacher schools, inspite of a number of problems associated with them, have certain definite advantages. They are the only alternative to education of young children in certain regions of the country. Grouping together children of difficult classes, ages and abilities as practised in

Multigrade schools have merits. It lays the foundations of community living - It develops in children the habit of working on their own through participation in self-learning situations - Children learn to display a high sense of responsibility - The workshop like organization of classes calls for active participation of pupils. As the children are in contact with only one teacher over a period of years, a strong teacher-pupil relationship is developed - The organisational structure and the flexible nature of the time-table are such that they enable the pupils to learn at a rate suited to their needs and abilities - Teacher has a tremendous opportunity to individualise instruction.

- Can you think of other advantages ?

In the context of universalization of elementary education, it is necessary to strengthen these schools. Equally important is the provision of competent teachers for these schools. The DIETs in our country have to become more sensitive to the needs and problems of schools where multiple class teaching is the only alternative.

Module No.9

DEVELOPMENT OF LOW COST/NO-COST IMPROVISED TEACHING AIDS

Dr. K.S. Rao

Overview :

We are living in an era of communication technology and to talk of low cost and inexpensive teaching aids for classrooms is ironical. In our country 80 percent of the population live in villages and the schools located in these villages do not have even the minimum facilities and funds to purchase equipments needed for classroom instruction. If the classroom teaching is to be meaningful, low-cost aids have a lot of relevance and utility. Even the so called developed countries stress the need for use of inexpensive teaching aids made out of cheap and common, materials and to share the experiences on the development of low cost education materials, so essential in any country. It is essential that teachers should know how to prepare, or procure, use and evaluate low cost aids so that their classroom interaction is more meaningful and effective.

A young child learns more when he is actively involved in the learning process. Children take keen interest in play materials and are inquisitive to learn about the materials they see and observe in their immediate environment. When a child picks up a toy, he touches it, looks at it, moves it and plays with it. Through his spontaneous activity, a child gets his first understanding of the environment. The preparation of inexpensive study or teaching materials with his own hands, lays necessary foundation on which the child's development and achievement is built.

This module attempts to present a list of waste materials available and the teaching aids that can be made out of them.

Objectives :

After completion of this module, you will be able to .

- 1) identify the available materials in the local environment for preparation of simple aids;
- 2) devise ways and means to procure the teaching aids for class teaching;
- 3) appreciate the value of improvised aids in education;
- 4) list the resources and materials for low cost aids;
- 5) plan the procedure for developing low cost teaching aids;
- 6) design a plan to involve pupils for preparation or collection of inexpensive teaching aids.

A. Terminology .

How do you define improvised aid ?
What is a low cost teaching aid ?

Improvised aid is a term which refers to aids prepared with simple materials, costing very little, by involving the children and the local artisans. Any device that substitutes the normal equipment or apparatus and serves to clarify a concept can be termed improvised aid. For example you prepare a tin can steam engine with razor blades and a metal tube that serves the purpose to explain the principle of steam engine, we can say it is an improvised aid. A low-cost material is any material that is readily available in the environment at low or no cost. The concept of low cost teaching aid arised out of the use of locally available materials involving the local resources and technology. Thus the characteristics of low cost aids are :

- 1) it is made out of waste material,
- 2) it is cheaply available,
- 3) it is replicable,
- 4) it is made by teachers, pupils and local artisans,

- 5) it does not involve any machine to operate and
- 6) it involves the interaction of the teacher with the school community.

B. Need for Low-cost Teaching Aids :

Let us examine the need for using the low cost aids. If you think leisurely, you may recall many situations in the day-to-day teaching where you might have felt the need for teaching aids to explain the abstract concepts or ideas in your subject matter. There is a saying that "One teaching aid is worth a thousand words".

The National Science exhibitions organised annually by NCERT have proved to be a good way of motivating and encouraging children and teachers to produce low-cost educational materials. At the state level, similar type of activities are conducted by the State Institutes of Education, SCERTs and Educational Technology cells. By organising workshops and exhibitions at the district, state and regional levels, these institutions are promoting and encouraging the development of low-cost improvised teaching aids. Some commercial agencies are also producing cheap and inexpensive educational materials such as games, toys, models etc. As the school budget does not permit the schools to purchase any equipment whether low or high cost, there is an acute need to encourage resourceful teachers to improvise teaching aids from available local resources.

C. Importance of Low-cost Aids :

- 1) Economic importance : The preparation of low cost play materials and aids could contribute towards the school becoming self-sufficient.
- 2) Educational importance : For better understanding the coordination of hands and head is important. The coordination of hands and head and the overall confidence that pupils acquire by preparing some teaching aids may lead to develop some creative talents among pupils. Children experience the thrill and joy of having created something which gives them a sense of achievement.

- 3) Social importance : When the teacher involves pupils in collection and preparation of low cost aids, the children develop love for manual work and labour. They work in a team and develop the spirit of cooperation.

D.

Can you identify the low-cost materials ?

The low-cost or no-cost materials that you come across in the local environment are wood pieces, packing cases, stones, fused bulbs, wires, seeds, grains, empty match boxes, cotton waste, card board, plywood, tin sheets, powder tins, bottles, marble, clay and coconut shells. The above list is not exhaustive and can include a host of other waste materials that are normally available in the rural or urban environment. Low cost aids include visual charts, pictures, posters, models puppets etc. prepared by the teacher and pupils.

Activity - 1 :

Collect all the waste material that you can find in your immediate environment which you think can be used to devise low cost teaching aids. Note down the source from which they have been collected.

E. Categories of Waste Materials :

We can broadly categorise the resources for low cost teaching aids according to the kind of source from which the material is available in nature :

- 1) Wood : Scraps of boxes, wood pieces, bamboo sticks, plywaste, tooth picks, cane.
- 2) Metals : Tin, aluminium cans, metal caps, sheets, iron wires, rods, bicycle spokes, powder tins etc.
- 3) Animal and vegetable materials : Bones, feathers, skin, seeds, grains, shells, fruits, coconut shells, fibres, tree bark etc.

- 4) Cellulose : Newspapers, corrugated sheets, card board, cotton, wool, masonite, sand paper, paper plates.
- 5) Earthen materials : Clay, cement, plaster, stones, marble.
- 6) Other materials : Rubber tubing, sheets, plasticin, plastics, glasspanes, light bulbs, tubes etc.

Activity - 2 :

Categories the materials collected above in Activity 1.

Activity 3 :

Using the materials collected by you devise a small teaching aid. Give brief out line of procedure and materials used (indicating quantity).

Low-cost Teaching Aids :

1. Wood Materials :

Cloth clips dressed in crepe paper or cloth make amusing dolls. They can be dressed up to show the costumes of different people or of familiar characters. These figures can also be used as stick puppets or in shadow plays.

OR

Boxes: Two or more orange, apple crates nailed together and painted or papered make a working table for assembling materials or show a demonstration. To preserve specimens or exhibits, two big boxes can be nailed sidewise. Cigar boxes, chalk boxes etc. are shaped as plates and can be used to paint pictures, alphabets, and numericals for language learning, story board and simple arithmetic. Small packing cases are used to prepare dioramas. Geometrical shapes, display boards, frames and holders for lenses can be made out of waste wooden boxes.

Spools : These are used as wheels and rollers for toys, dolls, etc. as pulleys and animals. Spools cut into half serve as knobs of doors, handles etc. Spools glued to a flat base can make a test tube holder or a pen stand.

2. Metals :-

Metal ladles are used as candle holders and wall cases. Typewriter spools or film roll spools provide wheels for toy carts and dolls. Wires, nails and bicycle spokes form a part of any toy making activity. Science models and improvised apparatus are made by using empty fruit juice cans, caps, and flexible metallic wires. Metal caps nailed to boards in patterned clusters make interesting display of numericals, alphabets, musical instruments, holders etc. Jingle sticks are made from bottle caps by hammering the tops flat and nailing three or four of them loosely to a small wooden paddle.

3. Animal or Vegetable sources :

Bones and horns can be carved into shapes of various animals, trees, rings and school decorative articles. Fish scales can be used to a variety of pictorial uses. The scales can be coloured and pasted into hand-drawn figures to depict different costumes. Feathers and shells are used to make models of animals, toys, and other decorative items. Seeds with cotton make nice dolls or different shapes of animals for teaching elementary level science.

4. Paper :

Corrugated paper and paper bags can be cut, shaped or rolled into various animal and geometric shapes. Paper bags stuffed with shredded cotton or paper make interesting dolls. One can prepare a globe or paper - mache masks.

Activity - 4 :

Soak overnight in warm water small bits of newspapers. Pour off the excess water until the paper is nearly dry and add one eighth part of liquid glue. The product can then be moulded like moist clay to any shape one desires. When dry it hardens and can take colours or paints. Paper plates can be used for making puppets, masks etc. Crepe paper is largely used for making bags, table covers, figures, artificial flowers, lampshades and a host of other materials, as it can be stretched, pulled, twisted, rolled

into any kind of shape. In the preparation of dioramas laminated paper is of great help as the basic material for scenic background and elevated landscapes.

5. Clay Materials :

Soft mud, clay, clinkers, and rocks find enormous use in aquariums or vivariums. Clay is used for making dolls, figures, puppets, fruits, vegetables, landscapes or dioramas. Plaster of Paris, and adhesives are used for making wall plaques, relief maps and figures. The procedure is to cast a mould, dry it and lightly sketch the intended design on the surface. Carve this design in relief by removing the parts of the surface that are not in the pattern. Sand paper is used to smoothen it and then it is painted with required colours.

6. Other Materials :

While preparing any low-cost material for teaching purposes, no other material finds as extensive use as the broken pieces of glass, plastic sheets and rubber articles. These materials are required for joints, connections, and acting as a base or separating walls. Ink and horlicks bottles with glass tubing serve the purpose of Woulfe's bottle for carrying out simple experiments in general science.

Thus by a little initiative and imagination one can convert any waste material available in the environment into useful and educationally worthwhile teaching aids. Some of the low cost aids that can be prepared by the teacher for classroom teaching, whether science or humanities are listed below :

Activity - 5 :

Suggest suitable activities for each of the following.

- 1) Primary colours
- 2) Optical illusion
- 3) Globes and relief maps

- 4) Dioramas
- 5) Geometric shapes
- 6) hot and cold air currents
- 7) Newton's colour disc
- 8) Periscope
- 9) Persistence of vision
- 10) Air pressure, compressed air
- 11) Fire extinguishers
- 12) Simple printing machine
- 13) Language aids
- 14) Thumbtack models
- 15) Eclipses, Day and Night
- 16) Slide projector
- 17) Display boards
- 18) Steam engine
- 19) Time Clock
- 20) Grammar Clock
- 21) Puppets and dolls
- 22) Archimedes' Principle.

Sources of Information of Low-cost Teaching Aids :

The names and addresses of some institutions, doing pioneering work in this area are :

- Central Institute of Educational Technology,
N.C.E.R.T., New Delhi.
- Vikram Sarabhai Community Science Centre,
Ahmedabad (Gujrat).
- Kisnore Bharati, Palia Piparia Village,
Hoshangabad (M.P.)
- Social Work and Research Centre Tilonia,
Ajmer (Rajasthan).
- Mitraniketan, Vellanad, Trivandrum Dist. (Kerala).
- State Institute of Educational Research and
Training Udaipur (Rajasthan).
- Neo Creative Educational Toys and Aids,
Pondicherry.

Other Activities :

- 1) Prepare a plan of action to develop 5 teaching aids and list the objectives, materials required, and the topic or subject for their use.
- 2) Identify the institutions and resource centres in your locality from where you can get help for developing low-cost aids.
- 3) Suggest ways of sharing the physical facilities and materials collected by you with other schools in the neighbourhood.

REFERENCES

1. NCERT - 'Inservice Teacher Education Package' for PMOST, 1988.
2. Laybourn and Bailey - 'Teaching Science to the Ordinary Pupil'.
3. Wittich and Schueller - 'Audio Visual Materials'.

====

Dr. Saroj Pandey

Introduction

This module aims at developing in DIET personnel an insight into various aspects of institutional planning and enhancing their ability to undertake various problems of their institutions, and solve them at the institutional level, utilizing institutional resources.

You are aware that educational planning has been going on in our country since independence, yet it has not yielded the desired result. We are yet to achieve the basic constitutional promise of providing free and compulsory education to each and every child upto the age of 14 years. Drop out rate among school going children is alarming, wastage and stagnation is high and most of the girls are out of school. Education is always being criticised as irrelevant to the needs of society.

India is a country with vast regional disparities and diversities. The needs and requirements of a school situated in remote interior of eastern region may entirely be different from a school in the southern or western part of the country. Even in the same region people have different habits, needs and priorities. Our planning system is highly centralized in the sense that all plans are prepared by the centre and implemented by the states. It has been mainly an inverted pyramid-everything trickling from top to bottom. The individual teacher and institution has completely been forgotten in this process. The needs of individual insituation is that which is felt by the planners and not by its teachers or principal or students, parents and local community. They have no say in the process of planning. Principal and teachers are, there only to 'accept' and 'implement', without knowing the 'why' and 'how' of the plan.

Hence decentralization of planning is essential for maximum utilization of existing resources and effective functioning of educational institution. Each and every institution should prepare its own plan on the needs felt by its principal, teachers and students, utilizing its own resources. Institutional planning will therefore, make the whole educational planning in the country more realistic. It will give right direction to the educational planning in the country i.e. the upward direction - 'from bottom to top'. Institutional planning is, thus, a planning of the school, by the school and for the school.

Objectives

This module will set you thinking about institutional planning. After completion of this module you will be able to -

- 1) Precisely define the concept of institutional planning.
- 2) Realise the importance of institutional planning.
- 3) Identify the needs of institution and problems faced.
- 4) Identify some institutional needs and determine the priorities among different needs.
- 5) Assess the available resources and constraints.
- 6) Formulate project for institutional development.
- 7) Understand the steps involved in institutional planning.
- 8) Evaluate the progress of institutional plan.
- 9) Utilize the feedback from an institutional plan for formulating a new plan, or revising the same plan.

Concept of Institutional Plan

By now you must have developed the idea that institutional planning is democratic decentralization in the field of educational planning in the true sense. School is an

unique human institution. It exists to achieve certain aims and ideas of the community. Each school has its own specific aims and objectives, its own priorities and needs, and its own specific way of solving its problem. It is a systematic approach to prepare comprehensive plans for educational development at the institutional level. The concept of institutional plan envisages a programme of development and improvement by an educational institution on the basis of its felt needs and resources available or likely to be available with a view to improving the school programme and school practices. The plan may be of a longer or shorter duration.

Thus the institution has to identify its own problems, determine its own priority of needs and find out its own solution by utilising available local resources.

Institutional planning is a cooperative effort of all the participants of school organization - the principal, teachers, students, parents and local community.

Activity Sheet No.1

1. Define the concept of Institutional planning.	Collect
2. Discuss the need of institutional planning.	Collate
3. Write a few sentence about the advantage of decentralized planning over centralised plan.	Discuss

Objective of Institutional Plan

An institutional plan specifically aims at :

- 1) Qualitative improvement of the school organisation.

- 2) Reduction of the incidence of wastage and stagnation, drop-out among school children, faculty improvement, general administration, school building and equipment etc.
- 3) To provide educational facilities for the growing population in different age-groups in the localities where institutions are located.

Requisites of Institutional Plan

While making an institutional plan you should keep the following points in mind:

- 1) The plan should be prepared on the needs of the school as indicated by school staff.
- 2) It should utilize the resources available in the school and community to the maximum extent.
- 3) It has to be a cooperative venture of the community management, school staff and the students.
- 4) It should be goal-oriented.
- 5) It should aim at school improvement as well as school development.
- 6) It should not be rigid rather it should be continuously developing.
- 7) It should result in improvement and motivation on the part of teachers, students, community and the management.

Activity No.2

1. Identify the needs and its priorities, of your institution.	Collect
2. Find out the objectives of any one of these institutional needs.	Collect
3. List the essential characteristics of institutional Plan.	Discuss

Steps of Institutional Plan

The following steps are involved in institutional planning.

- 1) Survey the felt needs of school and resources available or likely to be available in the school. Institutional planning may be needed in one or more of the following areas.
 - i) Student services;
 - ii) Faculty improvement programmes;
 - iii) Building and equipment;
 - iv) Extension and other programmes;
 - v) General administration; and
 - vi) Financial management.
- 2) Determine the priority of needs and work out alternative choices in the light of assessed resources and future needs.
- 3) Formulate and prepare the plan.
- 4) Execute the plan within resources and with maximum of efforts.
- 5) Evaluate the plan for improvement.

Activity No.3

Give a list of steps necessary for institutional plan keeping in view the need of your institution identified by you earlier.

Collect
Collate
Discuss

Process of Institutional Planning

By now you have got the idea that institutional plan is a cooperative effort of the principal, teachers, students, parents and the local community. The needs should be identified by all and available local resources should be utilized to achieve the plan objectives. Now the question

is how to make the actual plan? How to formulate a project on felt need of the institution? There are three stages in the process of preparing an institutional plan:

- a) Normative stage: It involves determining what should be done i.e.
 - i) Establishment of aims and objectives.
- b) Strategic stage: It involves what can be done i.e.
 - ii) Identification of needs and problems.
 - iii) Assessment of resources
 - iv) Determination of priorities
 - v) Formulation of plan.
 - vi) Finalization of plan.
- c) Operational stage: It involves actual implementation of plan i.e.
 - vii) Work plan for implementation
 - viii) Monitoring and evaluation of plan.
 - ix) Revision of plan.

Activity No.4

Suppose you want to overcome the problem of drop-out in your school. Prepare a list of activities and programmes you would initiate in order of priority.

Collect
Collate
Discuss

Revision or evaluation of the plan is very important. It should be a continuous process and the plan can be modified accordingly. The experiences gained from one plan may be utilized as feedback into planning at a latter stage. Evaluation should be done by the school authorities themselves, but sometimes evaluation by an external authority may also be required.

Activity No.5

After completion of the module, answer following questions as recaptualation exercise:

- 1) What is an institutional plan?
- 2) What steps should we take to prepare an institutional plan?
- 3) What are the characteristics and advantages of institutional planning? Illustrate with suitable examples.
- 4) Make an institutional plan for your institution.

ACTION RESEARCH

Dr. S.P. Anand.

Objectives. The module on Action Research helps the reader to :

- know what is Research ,
- understand the importance of educational research
- have the clear perception of Action Research in Education ;
- know the importance of Action Research for teachers as well as for the process of Education ;
- spell out the strategies for the motivation of teachers to undertake Action Research projects ,
- cite specific problems which can be taken by teachers as Action Research projects.

Contents :

1. Research
2. Research in Education
3. Action Research
4. Action Research and Teachers
5. Motivation of Teachers for Action Research
6. Problems for Action Research
7. Steps in Action Research
 - 7.1. Statement of the Problem
 - 7.2. Hypothesis
 - 7.3. Sample
 - 7.4. Tools and Techniques
 - 7.5. Data Collection
 - 7.6. Analysis and Interpretation
 - 7.7. Practical implications
8. Suggestive studies

1. Research

Traditionally, research has been acknowledged as an area of intellectual exercise in the pursuit of establishing fundamental truths of life. It is considered to be the domain that is exclusively meant and that has been reserved for intellectual only. Research, as such, can be virtually viewed as the search for wisdom.

Research is a thoughtfully plotted systemically designed and very intelligently conducted creative activity.

In modern times, research has become a part and parcel of each and every human engagement. Research and Development (R&D) unit constitutes an important wing of each and every well established institution, organization and establishment. There prevails a research culture in almost all departments of present day life.

Research leads to innovations. Research results in new theories and discoveries. Efficiency is enhanced and quality of production is improved upon by research programmes. Civilisation of the day in all its facets is accredited to research of one kind or another.

Research is an insightful learning. It is a passion for learned people. A creative mind finds its real life in its research programme. In the quest of achieving excellence in human life, research is a momentous movement of research-oriented people.

Research is like a mission of missionary like people to render a humane service to humanity in missionary like spirit.

2. Research in Education

Education has come to function as a specific process-programme enunciated by the society that is specifically meant for facilitating the healthy allround growth and development of children. In this un-making, character-building process, there are many pertinent questions which have been very scientifically answered by the research workers engaged in educational research. It is on the basis of educational research findings that a number of vital theories of learning have been developed, methods of teaching have been arrived at and adequate guide lines for curriculum construction have been chalked out for the children of different age groups. The entire system of pedagogy has been greatly benefitted and enriched by the valuable contribution made to it by research in guidance/education.

Educational research has established education as a scientific process. This has fettered, Research in Education a place of fundamental importance in the entire spectrum of

research activity in the society. Research in the field of education is being recognised as equally challenging and exciting to the educational researchers as it is found by researchers engaged in any other discipline of knowledge.

Until recently, researchers in education were not really the field workers, in the process of education. Research in Education has been the domain of research workers who themselves were not found actively involved in the process of education. However, these research workers have produced and supplied good amount of constructive research results to the educators who are actually running the process of education. These out of the field research workers in education have laid emphasis upon what the teachers should teach and what not to teach, how to teach and how not to teach, who should teach and who should not teach. The kind of research pursued by these research workers is known as pure-research, fundamental research, normative research and historical research. The significance of the contribution made to the process of education by these researchers can hardly be under-estimated by any one. Actually they constitute the team of builders who have built the modern system of education, as such.

3. Action Research

' Action research is focussed on the immediate application, not on the development of theory, nor upon general application. It has placed its emphasis on a problem here and now in a local setting. Its findings are to be evaluated in terms of local applicability, not in terms of universal validity. Its purpose is to improve school practices and, at the same time, to improve those who try to improve the practices : to combine the research function with teacher growth in such qualities as objectivity, skills in research processes, ability to work harmoniously with others and professional spirit.'

- John W. Best ; Research in education.
Prentice Hall of India, 1982,p.22.

Action Research is more or less a recently introduced movement in Education. In this type of research, teachers teaching and educational administrators in schools and colleges are found to be actively engaged in research in education. Action research is the research in which the practising personnel in the process of education arrive at systematic designs or research problems to be researched into at their own levels in that they themselves happen to face in

4. Action Research and Teachers

Action research is a kind of research in education, the need for which is felt by persons in action in the process of education. For this reason it is known as Action Research. These researchers are mostly teacher-researchers who conduct the research and test the validity of its results in the real teaching-learning situations. These action researchers are supposed to have real perspectives of their research problems at hand. It helps them formulate their insightful hypothesis of the problem, too.

Getting into Action Research, on the part of teachers manifests their genuine concern for the day-to-day problems that they themselves face in their teaching profession. They research with an urge to understand the problem, find its solution and improve upon their teaching efficiency. It adds to their competency and effectiveness in teaching profession. The feeling of accomplishment which they happen to nurture on the successful completion of their action research projects, makes teachers still the more creative and venturesome in the performance of their duties. While substantiating the effectiveness of the process of education as a whole, action-research poised teachers make a noteworthy headway in their personal as well as in their professional growth and development.

Teachers involved in action research are deemed to be conscientious teachers, dutiful teachers who have an ardent desire to do their best in the teaching profession. Teachers who cherish no inklings for analysing their day-to-day problems in teaching may be taken as devoid of a true love for their teaching profession. They are just teachers by dint of their own pressing compulsions who have yet to develop the required commitment to their profession. Teachers who feel proud of teaching profession as their beloved career enjoy undertaking action research projects as a matter of their pet pastime.

Involvement in Action Research should be taken as essentially the teachers' own prerogative. It should not be imposed upon them. Action research should be taken by teachers as a matter of their own sweet will. What is urgently warranted

in this direction is that the teachers should be duly motivated for undertaking action research programmes as a part and parcel of their routine professional obligations.

3. Motivation of Teachers for Action Research

For all practical purposes, teachers in their own interest and in the interest of teaching profession as such should have a solution for action research. Research in Education when it is supplemented with action research, undertaken by teachers, becomes really a research of practical utility and research for ensuring an era of reform in education. Research in Education that is not supported by action research remains to be the research for research sake without having sufficient bearings on the teaching-learning strategies being followed in the process of education. Research in education becomes meaningful and it prevails upon the prevailing thoughts and practices of the system of education when it is essentially conducted by in-service classroom teachers and educational administrators of schools.

Teachers need be facilitated and motivated to examine their day-to-day pertinent questions with an analytical bent of mind. They should be encouraged to develop an urge to make well-designed investigations into the ticklish problems that they happen to face in their daily teaching process. Teachers are really active in their duties when they are found actively involved in action research.

We should have pre-service courses of studies on action research at the very threshold of teachers' joining the teaching profession. While in service, teachers should have refresher courses on action research. While in service, they should not be over-loaded with routine classroom teaching and with other school duties let they should loose sight of some programme of action research expected from them. Action research seminars in schools can be found to be very useful for motivating the teachers to take up action research problems for investigations at their levels. Some kind of consultancy service can also be instituted in the schools for the purpose. Headmaster/principal is also expected to give good guidance to teachers to carry on action research in schools. Actually heads of educational institutions should instill an inspiration

amongst teachers for pursuing action research willingly. The headmaster should also formulate tentative research designs in which a team of teachers should be actively involved. The headmaster as a leader, should never be found fault with providing his leadership to action researchers in his school.

If we are really interested in action research, its financial aspect should be overlooked or set aside so very casually. Teachers involved in action research or ready to enter into it, may need financial assistance to support their research projects. Although a close scrutiny may be very much desirable before sanctioning financial assistance to the teachers for their action research projects but it should be done with an open heart without any malice or prejudice towards the concerned teachers. At the same time, a true action researcher should never mind and have the pleasure of financing his research from his own pocket, too. He should not take it as taxing to his purse. He should take it as the most desirable investment for his personal growth and satisfaction. A true researcher should not depend upon the mercy of people who matter in the process of sanctioning financial grants to their proposed research projects. A research should be taken as a mission towards which a sacrifice of some money must be taken as a matter of privilege. NCERT, UGC, and CSIR have elaborate programmes and schemes to finance research projects. Similar schemes should also be incorporated in the schemes of DIETs.

NCERT runs a Seminar Readings Programme for action research projects. Selected projects are awarded a merit certificate of National Award with a prize money of Rs. 1000/- each. Similar schemes of reinforcement and recognition need to be launched at State and District levels, too. Action researchers should get incentives in the form of additional increments and out-of-turn promotions in their professional careers. All the more, the State should give wide publicity to the best adjudged action research projects as they may really deserve.

6. Problems for Action Research

There can be a long list of problems which can be considered for Action Research. Teachers themselves are the right persons to select their own problems which might be haunting them in their work. However, for illustration sake, some of the problems can be enlisted as :

Students may be studied for their :

- Study habits,
- Motivation for studies,
- Attitude towards studies,
- Likings for each other,
- Likings for teachers,
- Family backgrounds,
- Attitude towards homework,
- Adjustment at home,
- Adjustment in the school,
- Mental Health,
- IQ and Creativity,
- Perception of teachers' quality of teaching,
- Perception of environmental factors affecting their growth and development,
- Perception of School Organizational Climate,
- Special needs.

A student who is found to be an exceptional one (gifted, slow learner, delinquent, quarrelsome, handicapped) may be studied with the help of Case Study method).

Experimental designs like the following ones can also be thought of under Action Research programmes :

- Impact of personality of teachers on the learning of students in terms of their academic achievement.

- Teachers' preparedness for teaching and students' learning thereof.

- A comparison of the effectiveness of methods of teaching.

In collaboration with counsellors in schools, teachers can enter into small but very useful action research studies with the tools and techniques of interview, observation, check lists and rating scales. Once a researcher, also the action researcher enters into research activity, he visualises his own plan of action.

7. Steps in Action Research

An Action Research project may be illustrated for its various steps as under :

7.1 Statement of the Problem

The teacher visualises the problem. To begin with, he has to define the problem in its very concrete form. For this he has to give a deep thought to it. For further clarification he may discuss the problem with his colleagues. He should make a little bit of survey of literature especially related to the problem at his hand. This helps him to get at the real footings of the problem. In his statement of the problem, the teacher is expected to have the clarity of the perspectives and limitations of the research problem.

For example, the teacher may observe that students are found not duly inclined towards their studies. Students' poor performance in examinations may lend credence to teacher's contention. There can be many reasons for students' failure to make satisfactory achievement in studies. Now, in this context, one relevant aspect may be to study students' attitude towards studies. Here, it may be noted that students' attitude towards studies may be influenced by many factors. But for the action researcher, here he is only concerned with the in-depth study of students' attitude towards studies. He is not concerned with the factors building up or not allowing to build up healthy attitude of students towards their studies. So, he comes to make the statement of his Action Research problem as :

A STUDY OF STUDENTS' ATTITUDE TOWARDS THEIR STUDIES.

7.2 Hypothesis

A hypothesis is the visualised answer to the research problem under investigations. It illustrates purely a tentative answer to the problem in the background of which the researcher may get into his research activity. The hypothesis is examined for its acceptance or rejection on the basis of the findings/ results of the research study.

In the above cited research problem, the teacher has undertaken this study with the notion that students fail to make academic achievement up to his expectations because of their lack of healthy attitude towards their studies. That means that the teacher thinks that students do not cherish a good amount of positive attitude towards

their studies. For this, the hypothesis for this problem may be formulated as, 'Students lack a desirable of positive attitude towards their studies.'

It may be pointed out that it is not very essential that each and every action research problem must be backed by its hypothesis. Rather than starting with tentative answer to the question of the research problem, the researcher can straightway start with his investigations to find out the answer to the problem.

7.3 Sample

For the study of any research problem, it is not feasible and it is also not required to include the total population of students. Statistical techniques help us to study the problem over a small population known as sample of the study. For the sake of our present problem, the teacher may make students of Class V his own school as the sample of his study.

7.4 Tools and Techniques

Tools and techniques are the wheels of a research programme. The researcher to begin with his work begins with his research into the tools and techniques for the study of his problem. He should be conversant with the tools and techniques available to serve his purpose. He has to make a very wise choice of tools and techniques for his investigations.

At elementary school level, we may conduct our action research with the help of interview of students and their parents. An interview schedule may be developed with mutual discussions amongst staff members. Students' attitude towards their studies may be studied by asking students questions on their likings for studies, perception of the utility of studies for them, likings for the school, attitude towards books, homework and teachers.

*RCEB Scale for Students' Attitude towards their Studies, may be taken as a reference point in this context.

* S.P. Anand ; Tools for Secondary Class Students.
Shovan Publishers, Bhubaneswar, 1990.

Reliable and valid data are a must for arriving at reliable and valid findings and for that reliable and valid tools and techniques are but very essential. The researcher to begin with should start his work by equipping himself with the required tool and technique to work with. He should not coin out a problem befitting to the tool available to him rather he should prefer an action research on his own felt problem itself for which he may even venture to develop his own tools and techniques.

7.5 Data Collection

Once an appropriate tool has been selected, developed or adopted; further need lies in being fully familiar with the techniques of its application. In a pilot study, a try out of it over a small sample of students can also be exercised. The researcher has to be very accurate in his data collection. However, in data collection, we may not expect a beginner to be the master of it but it is definitely desired that he must acquire mastery in this important aspect of research in due course of time.

7.6 Analysis and Interpretation

An analysis and interpretation of the data collected determines the merit of an action research project. How to analyse the data, depends upon the research problem and the data collected.

It is believed that we should not shirk using statistics to analyse the data but we should also not be over enthusiastic to apply statistics for merely giving the data a statistical treatment. We should be rational

in our approach. It is well advised that the researcher may read some research reports to be conversant with the right method of making meaningful interpretations of his data. The analysis of the data must lead to accepting or rejecting the hypothesis, if any, with which the researcher might have started his research work.

7.7. Practical Implications

Unlisting of research findings in a systematic manner is alright. But the researcher should also draw practical implications of the research results of his study. A record of practical implications makes the research study useful to one and all who are really interested in the improvement of teaching learning practices in a system of education.

8. Suggestive Studies

It is advisable on the part of the researcher to pinpoint some follow-up studies to his research study. It will help him to pick up the thread later on as and when he himself likes to extend his completed research study. Suggestive studies motivate the fellow researcher to do more research work on the research problems like the ones undertaken by the researcher concerned.

As for example, here we may suggest studies like the following ones :

1. Students' attitude towards studies and their family backgrounds.
2. Students' attitude towards their studies and their achievement in examinations.
3. School organizational climate and students' attitude towards their studies.
4. A correlational study of students' study habits and their attitude towards studies.

5. A study of students' motivation for and their attitude towards studies.
6. Students' mental health and their attitude towards studies.
7. Students' attendance in the school and their attitude towards studies.
8. Students' inter-personal relationships and their attitude towards studies.
9. Factors affecting students' attitude towards their studies.
10. A comparative study of sportsman and non-sportsman for their attitude towards studies.
11. A comparative study of attitude of boys and girls towards their studies.

Module No. 12

EXTENSION PROGRAMMES

Dr. S.K. Goel

1. Background

Since independence there has been a large scale expansion and a degree of reconstruction in the field of education at all levels. In the field of teacher education also there has been not only quantitative expansion but there has also been some qualitative changes with the incoming of the influences of various new trends and other new features. Not only have the training institutions and the enrolment therein increased over the years but changes have come in the outlook for the preparation of teachers.

Educational reconstruction in India implies the use of integrated professional experience of specialists in research, planning, development and administration.

As text books and supplementary educational materials are tried out with practising teachers in workshops in which the teacher is evidently the instrument of change, so the entire structure of training and extension in field services is designed to bring about that volume of change that is implied in a continuous process of evaluation, discovery and feedback. All change, all innovation must reach out to take in the teacher, to make him the hub of the continuing revolution in education.

One of the startling facts of the present century is the explosion by knowledge in every sector. The old training methods and experience are inadequate as guides to enable us to do justice to the present requirements.

In every aspect of life, more of re-education and re-training is demanded. Whereas this is true of every field, it especially applies to the field of education. In spite of several constraints, teachers happen to be the key persons to initiate and support change for educational improvement. With the increasing complexity of problems, expectations from teachers are also increasing. The indifference, the inefficiency and the apathy towards educational experiments and lack of zeal on the part of the teacher may result in disaster in the educational institutions. If they fail to keep up the frontiers of knowledge, they will be giving yesterday's education to tomorrow's citizens. To enable a teacher to create a thirst for knowledge among his pupils, he must continue to learn and grow professionally. Thus continuing education of teachers at all levels is of special significance and here the role of extension programmes comes in.

2. OBJECTIVES OF EXTENSION PROGRAMMES

- 1) To upgrade teachers' knowledge of curricular content and methodology.
- 2) To keep teachers abreast of developments in education and familiar with changes in policies affecting programme thrusts.
- 3) To train teachers for roles demanded by new needs.
- 4) To raise teacher qualifications through either formal degree or non-degree courses.
- 5) To arrange seminars, conferences, workshops, refresher courses.
- 6) To enable the teachers to learn new ways of teaching and face new problems efficiently.

- 7) To enable the teachers to contribute to the qualitative improvement of education.
- 8) To disseminate knowledge about different aspects of education through the publication of journals, newsletters, booklets, leaflets, narrative papers, modules, etc.
- 9) To develop his ability to deal with colleagues, parents and the community.
- 10) To boost the morale of teachers by giving help and recognition to those who want to learn to do better.

3. PRINCIPLES FOR PLANNING EXTENSION PROGRAMMES

There are certain principles which have to be taken into consideration for planning the extension programmes for teachers. A few principles are given below :

- 1) Provide for maximum involvement of the participants and providing them with opportunities to grapple with the different problems they are facing.
- 2) Conduct need-based programmes.
- 3) Develop a climate of freedom for participants to express their views.
- 4) Create an atmosphere which is conducive to building mutual respect, support, creativeness and spontaneity.
- 5) Encourage teachers to test and try out ideas and to plan in real situations.
- 6) Plan extension programmes realistically so that all the ideas emerged through discussions can be translated into action when the teachers go back to their places of duty.

- 7) Develop simple possible means to give the decisions a practical and concrete shape.

4. PROBLEMS

The following problems are experienced in arranging extension programmes in education.

- 1) Lack of long range planning to train under-qualified and untrained teachers and to retrain the trained ones. There are no proper plans which could clear the backlog of untrained teachers by a target date, nor one which will provide renewal education to update the knowledge of once - trained teachers.
- 2) Lack of continuous feedback mechanism to study the effectiveness of the pre-service and in-service education programmes. There have been some sporadic attempts to study the effectiveness of the training programmes. However, suggestions and recommendations are not implemented. The same faults are unfortunately repeated again and again. There is a need for regular and continuous feedback to help improve extension programmes.
- 3) Lack of adequate funding. Extension programmes cost a lot in terms of salary, travelling, and other expenses. Inadequate funding also explains the inadequacy of resource and learning materials for extension programmes, as well as the insufficient use of educational technology. Most of the time, there is no provision for typing/duplicating/photocopying, etc. and as such, effective training cannot be implemented without adequate funding.

- 7) Develop simple possible means to give the decisions a practical and concrete shape.

4. PROBLEMS

The following problems are experienced in arranging extension programmes in education.

- 1) Lack of long range planning to train under-qualified and untrained teachers and to retrain the trained ones. There are no proper plans which could clear the backlog of untrained teachers by a target date, nor one which will provide renewal education to update the knowledge of once - trained teachers.
- 2) Lack of continuous feedback mechanism to study the effectiveness of the pre-service and in-service education programmes. There have been some sporadic attempts to study the effectiveness of the training programmes. However, suggestions and recommendations are not implemented. The same faults are unfortunately repeated again and again. There is a need for regular and continuous feedback to help improve extension programmes.
- 3) Lack of adequate funding. Extension programmes cost a lot in terms of salary, travelling, and other expenses. Inadequate funding also explains the inadequacy of resource and learning materials for extension programmes, as well as the insufficient use of educational technology. Most of the time, there is no provision for typing/duplicating/photocopying, etc. and as such, effective training cannot be implemented without adequate funding.

- 4) Lack of transportation and communication facilities particularly in small towns and in the remote and rural areas. Some extension programmes may require adequate provision of field trips and visits to specialized agencies for practical demonstration to gain first-hand information.
- 5) Lack of adequate facilities. Most of the teacher training campuses have inadequate physical facilities.
- 6) Inadequate coordination of extension programmes, thereby resulting in duplication of effort, overlapping content and piece-meal measures.
- 7) Inadequate evaluation during and after the training. Only a few inservice programmes include a follow-up of the personnel trained.
- 8) Poor coordination in the selection of inservice participants, particularly those being trained for new roles. Some persons are very frequently attending many programmes and remain away from their place of duty most of the time. This leads to the overtraining of some personnel and no training of many teachers.
- 9) Extension programmes entail expenses which may not be always borne by sponsoring agencies. Because of financial constraints teachers who can afford extra costs of transportation, boarding and lodging usually have more chances to attend such programmes.
- 10) Personnel trained for new roles are not always placed in positions which will maximize the use of their training.

- 11) Teachers and their administrators/supervisor are seldom simultaneously trained on innovations.
 - Often, teachers are not able to make use of the skills and knowledge gained because of resistance or non-cooperation of their heads/principals/ other superior officers.
- 12) There is not as much emphasis on attitude change as on knowledge change. After attending the extension programmes, teachers leave with more knowledge but holding on to the same attitudes they came with.

5. ACTIVITIES

NPE provides a comprehensive national perspective for education. It envisages a continued effort required to develop National system of Education. In order to be effective, a teacher is required to update his/her professional competence regularly. For this, he/she will have to take part in various extension programmes that will be organized periodically as part of the continuing education of teachers.

As a teacher you are devoting much of your professional life of curricular transaction in the classroom and outside. A glance at the list of activities organised in the schools reveals that these are effective means for providing learning experiences to children. You are probably aware that there have been changes and modifications in the school curriculum at certain intervals. Since the curriculum is dynamic in nature, it gets changed and modified with the changing needs and aspirations of society. In view of this rapidly changing world, what kind of activities. Can you think of to realize the present-day aims and future goals of education ? And what kind of extension programmes do you need ? What kind of modalities do you require ? What kind of instructional media do you need ? What kind of

changes are you noticing in the areas of your interest ?
What do the children and their parents expect from you ?
In short, what are your exact and precise needs so that
you could deliver the goods more efficiently and effectively.
Some of the following activities may help you to
answer some of these questions but you can think of
still many more activities.

Activity No.1

List the changes that have taken place
in the school curriculum and in the
curriculum of your subject during the
last 10 years. Why have these changes
taken place ?

Collect
Collate
Discuss

Activity No.2

Prepare a list of those provision which
need to be provided for the effective
plementation of curriculum.

Collect
Collate
Discuss

Activity No.3

Note the language items from the text-
books which project the image of women ?

Collect
Collate
Discuss

Activity No.4

List the possible causes of Learning
Problems in classrooms.

Collect
Collate
Discuss

changes are you noticing in the areas of your interest ?
What do the children and their parents expect from you ?
In short, what are your exact and precise needs so that
you could deliver the goods more efficiently and effecti-
vely. Some of the following activities may help you to
answer some of these questions but you can think of
still many more activities.

Activity No.1

List the changes that have taken place
in the school curriculum and in the
curriculum of your subject during the
last 10 years. Why have these changes
taken place ?

Collect
Collate
Discuss

Activity No.2

Prepare a list of those provision which
need to be provided for the effective
implementation of curriculum.

Collect
Collate
Discuss

Activity No.3

Note the language items from the text-
books which project the image of women ?

Collect
Collate
Discuss

Activity No.4

List the possible causes of Learning
Problems in classrooms.

Collect
Collate
Discuss

Activity No.5

What are the teaching methods and strategies you have been using ? Write on a separate sheet.

Collect
Collate
Discuss

Activity No.6

Can you list the different aspects of development which the curriculum should cover ?

Collect
Collate
Discuss

Activity No.7

Write down in a few sentences what you think will be the ways in which the teacher's role will change.

Collect
Collate
Discuss

Activity No.8

Mention briefly what you think are the ways in which the evaluation methods should change. Give reasons.

Collect
Collate
Discuss

Activity No.9

What should our education seek to develop in our children ?

Collect
Collate
Discuss

Activity No.10

Do you know the modern technological innovations in your subject for imparting better instruction ?

Collect
Collate
Discuss

Activity No.11

Can you visualize the problems that the students will face if their needs are not fulfilled ?

Collect
Collate
Discuss

Activity No.12

Can you suggest alternative methods for reducing the homework of your students ? What criterion do you follow to assess the load bearing capacity of the children ?

Collect
Collate
Discuss

Activity No.13

Suggest some work experience activities that can be organized by different subject teachers in the school.

Collect
Collate
Discuss

Activity No.14

List the characteristics of growth and development of children of the age groups you have been teaching under physical, intellectual, emotional and social groups.

Collect
Collate
Discuss

Activity No.15

Did you ever feel the need for your further education and training after joining the service ? If yes, please elaborate on the role of extension programmes in facilitating the work of a teacher.

Collect
Collate
Discuss

If you work out the above activities carefully, you may be able to know your strengths and your weaknesses. You may be able to find out after careful analysis what kind of extension programme would be most useful for you. What should be the themes of the programmes which you should attend for developing better teaching skills and competencies. The more the skills are defined and broken into sub-skills, the better will be the teacher's understanding with regard to the specific tasks in hand. Any method may prove sterile, if the teacher does not possess the necessary skills involved in using the method successfully. It is now being recognized on the one hand that the teacher must be able to see the relationship between the nature of the content and the objectives to be achieved through it and on the other hand the teaching-learning strategies through which he can achieve those objectives.

6. ROLE OF N.C.E.R.T.

The NCERT seeks to train the specialists in curriculum development, evaluation and measurement, audio-visual education, guidance and counselling, research methodology, educational administration and other areas of educational enterprise through extension services programme.

Research and training apart, one of the main functions of NCERT has been to develop on sub-continental scale programmes in educational extension. This is done through the Department of Field Services. The Department has evolved a new training programme through internship extension; workers have been given special training in the development of instructional materials and the improvement of the functional use of school libraries.

One of the important activities that the Council has undertaken is to extend educational information to educational workers. This is the underlying aim of the extension

and field services organized by the Council in primary, secondary and higher education as well as for workers in teacher education and in educational research. The Directorate for Secondary Education set up by the Council comprising a large number of extension service centres in different parts of the country seeks specially to cater for this activity of the Council. These centres are organizing on a continuing basis extension and in-service educational activities for the benefit of Secondary Schools in India. A large number of developmental programmes aimed at improving secondary education have also been conducted. Hundreds of schools are involved in the programme of intensive school improvement. Each school has developed a programme of improvement in specific areas depending on its need and the needs of its teachers.

In addition, various other Departments of the Council are engaged in extension services. Short-term training courses, conferences, workshops, seminars and follow-up studies, clubs, fairs, exhibitions and film shows are the means through which the latest developments in education are made available to personnel in educational vocations.

7. STRENGTHENING OF EXTENSION SERVICES AND ROLE OF DIET

Some conferences of State Education Secretaries and Directors of Public Instruction have been held to discuss the ways and means of strengthening the Extension Services. It was recommended that the programmes of Extension Services should give priority to the state and national targets in secondary education. The staff of Extension Services should pay more frequent visits to schools, especially in the backward and rural areas. During these visits the Officers of the State Department of Education may accompany the Extension Services staff whenever possible. Extension

Services should assist the State Department of Education in implementing the various schemes in secondary education, particularly those which are directly related to the improvement of schools. In important schemes, such as cumulative record cards, organizing content courses, etc. the Extension Services Centres within a State should work together so as to divide the load and avoid duplication of efforts. The centres in a state should combine their resources in respect of publications so that worth-while publications may be brought out in adequate manner.

Since there is a shortage of standard books on education in Hindi and other regional languages, the training colleges should take up immediately the work of translation. The State Department of Education should provide necessary help for this purpose. There is a need to introduce inservice programmes in Training Colleges where Extension Departments have not been provided. Extension Services Units should be started in those training colleges which do not have an Extension Services Centre. In order to meet the expenditure for the Extension Services Unit, a grant should be placed at the disposal of each training college. Provision should be made for the training of guidance and counselling personnel in secondary schools. Efforts should also be made to provide career masters in as many higher secondary schools as possible. In collaboration with the Extension Services Centres, the Bureau of Educational and Vocational Guidance should organize training courses for career masters. There is a need to formulate an integrated programme of action during the current five-year plan so that the resources, funds and manpower available with the Extension Centres as well as the State Department of Education may be mobilized to achieve the targets. It is felt that seminars should not always be held at the headquarters but should be distributed

in the rural areas so that more teachers could participate in them. Seminars should be of a reasonable duration so that their impact may be tangible. The District Inspectors of Schools should be informed of all the activities of the Extension Centres and they should be invited to participate in the programmes as much as possible. It is observed that individual centres have been working on cumulative record cards, each in its own way. In view of the importance of these records in giving guidance to the pupil, it is necessary to evolve a uniform pattern of the card. The extension centres in collaboration with the Directorate should therefore immediately take up a study of the question, analyse the existing cards and evolve a suitable pattern of cards, accompanied by a manual of instructions to teachers. The card should be so framed that it gives all the essential information necessary but at the same time it is not too difficult or cumbersome. It is essential that the teachers should themselves fill up these cards as they are in close contact with the pupils. A separate section in the card could be allotted for entries relating to the pupils' scholastic achievement as this data is required for the university admissions.

The staff of the Extension Centres should visit the schools more frequently; attention should be given in greater measure to backward and rural areas. Extension Centres should assist the State Department in the proper utilization of science grants to schools. During their visits the Extension staff should verify whether the schools were satisfactorily utilizing the grants given by the State Department for improvement of Science and also bring to the notice of the Department the names of other schools which require such assistance. The improvement of examinations should be taken at two levels - one at the university level and the other at the school level,

starting from the earliest stages. This is necessary to prepare the children adequately for the new form of testing. In drawing up the future programmes of the centres, emphasis should be given to subjects such as social studies, general science and home science. The Education Department should provide the necessary resource personnel to the Extension Centres for these programmes. It is necessary to provide incentives to teachers to stimulate greater interest in inservice activities. Provision should therefore be made for special increments and also for the confidential reports to indicate the degree of participation of teachers in such inservice programmes. The State Education Department should issue circulars to schools and managements so as to ensure the fullest participation. Copies of departmental circulars relating to secondary schools should be sent to all the Extension Centres so as to keep them informed of the instructions issued by the Department from time to time. The Director of Public Instruction may also issue instructions at the Inspectorate stressing the fact that Extension Centres were a part of the State Department and they should extend the fullest cooperation to the Centres in their activities. All the training colleges in the state should be involved in inservice programme, each college taking up some part of the work in the area in its neighbourhood. This would be made possible if an allowance is given to a staff member of every training college who is interested in taking up the work. The success of inservice programmes of extension centres is so closely dependent upon the efficiency of pre-service training that it is essential to re-think about the entire programme of teacher education. It would therefore be desirable to convene a conference of all the Principals and senior faculty members of training colleges in every state. The activities of the Extension Centres should also take into consideration the emphasis

on secondary education programmes from the national point of view such as :

- a) teaching of languages as tool subjects;
- b) science education;
- c) school libraries and development of reading habits;
- d) cumulative record cards;
- e) preparation of handbooks for the teachers.

The collection of text books available at the Central Bureau of Textbook Research should be made available to the State Education Department for being exhibited at the various Extension Centres for the use of teachers. It is necessary to make a continuous and comprehensive evaluation of every technique so as to assess which of them was more or less effective. The quarterly newsletters of the Extension Centres should be compiled and edited by highly experienced staff so as to make them interesting, informative and useful to the teachers.

It would be worthwhile to examine the extent to which schools are associated with the Extension activities and to find out the impact on the schools. This would serve as a guide for determining the types of services that should be rendered to the strong and weak schools. Coordination is essential for the success of extension services. This coordination should be effected between the Extension Centres and the Training Colleges, among the Extension Centres and between the Centres and the State Department of Education. Coordination in the publications brought out by various Extension Services Centres would be very fruitful. Steps should be taken to evaluate publications of all the Extension Centres periodically and to select those which deserve wider distribution. The subject consultants attached to the State Department of Education should work

in close cooperation with the Extension Services and provide the resource persons. It is to be emphasized that the programmes of Extension Services should reflect the local needs of the State Department of Education and the national targets and the programmes in the field of secondary education.

The NPE places complete trust in the teaching community. It envisages freedom for the teacher to innovate and to carry on his work in a manner that is relevant to the needs and capabilities of learners, and also reflects the concerns and aspirations of the community.

The NPE has suggested a variety of steps to improve the status of teachers with effective teacher accountability and the following are the suggested steps.

- 1) Introduction of reforms in the system of selecting teachers.
- 2) Involvement of teachers in the planning and management of education.
- 3) Creation of opportunities and an atmosphere to promote autonomy and innovation among teachers.

Regarding the professional education of teachers, both the pre-service and inservice components will be overhauled to meet the thrust envisaged in the policy. District Institutes of Education and Training (DIET) are to be organised for pre-service and inservice education of elementary school teachers and for personnel working in nonformal and adult education. DIETs will in due course replace substandard institutions. Colleges of Teacher Education will be strengthened so that they are in a position to provide secondary teacher education of quality. The National Council of Teacher Education (NCTE) will be responsible for accrediting teacher education institutions and will provide guidance on curricula and methods.

In pursuance of the policy, the Ministry of Human Resource Development (MHRD) planned to set up 400 DIETs in the country. Of these, 257 DIETs have so far been sanctioned by the MHRD. The remaining DIETs may be sanctioned during the eighth five year plan. The DIET is a novel district level educational institution. The setting up of DIETs is a step towards decentralization of opportunities of professional preparation of teachers at the elementary level. The major function of a DIET is to improve the quality of the manpower engaged in educational occupations upto the elementary level in the district. Most of the faculty members of DIETs would be persons with background in elementary education. Training programmes for the DIETs have to be shared with SCERTs. There has to be a proper networking among DIETs, SCERT, NCERT, etc. while arranging extension programmes in the respective district on a specific theme. There has to be a proper planning and coordination among various DIETs under a State so as to have maximum participation in the extension programmes and to avoid duplication of efforts. This can be done by disseminating knowledge about different aspects of education through the publication of journals, newsletters, booklets, leaflets, discussion papers, modules, etc. so as to organize the extension programmes effectively.

8. DISSEMINATION OF INFORMATION AND NETWORKING

A genuine effort is to be made to improve the quality of education through extension programmes - with particular focus on proper attitudes, creativity and innovations. There have been attempts to change the process of learning and teaching during the last few years. Educators are faced with the challenge of making educational programmes more meaningful and realistic in the context of socio-economic conditions of the country. The teachers repeatedly focus

their attention on the following problems and constraints in relation to extension programmes and the development of exemplar materials.

- 1) Problem of remoteness - the urgent need to disseminate knowledge and new methods to far flung areas of the country.
- 2) As colossal sums of money are being spent on education, it is highly appropriate and necessary to lay emphasis on the promotion and evaluation of attitudes, creativity and work experience.
- 3) The overall need to have more and useful reference/research material for the benefit of the teachers as well as organizers of extension programmes.

Efforts for systematic storage, retrieval and dissemination of a wide range of educational information will be a welcome step. Since educational information is the most vital resource for scientific and technological development of the country, there is an imperative need to develop a National Information System in Education (NISE) with a sub-system structure of three level organizations i.e. National, State and District Levels. Downward and upward flow of information from one level to another is suggested for maximum utilization of available resources in this vital field of education. In order to ensure the welfare of children, it is necessary that information should flow freely and rapidly from policy makers down to the grass-root workers. Information is a basic resource and link between a variety of activities, intellectual and material, in the society, institutions and individuals. What does the user want? Not the enormous quantity of undigested data and text which we shall be able to manipulate and store, not a list of references, but actual relevant organized information, which has to be given to

the right person at the right time, in the right quantity and the right format, and it must be accurate, reliable and in the context.

We are living in an 'Age of Information Revolution'. The fresh information is being generated at an exponential rate and it has become extremely difficult to face the information explosion. As the output of educational information increased, the number of communication media also grew. The time lag in primary and secondary media can be bridged by Letter Journals, Current Awareness Services and Electronic Journals. Online information retrieval is today the speediest and the most effective means of getting the required information. Its main advantages are : (i) Queries can be searched with great speed and answers can be obtained almost instantaneously at the terminal. (ii) A large volume of information can be searched rapidly (within minutes or seconds compared to several days in the manual method) and accurately. (iii) It is possible to search databases to which the organization does not subscribe. (iv) In the online system, the user/searcher becomes an important component, as it makes possible man-machine dialogue. Use of online systems in information storage, retrieval and dissemination (ISR/D) is gaining momentum.

Application of the latest developments in the field of computers, telecommunications, reprographics and micrographics for ISR/D has become imperative for the effective and speedy handling of information. Mini-computers, microprocessors and wordprocessors have now made computer application possible in every conceivable form. Another potential tool just emerged for ISR/D is Laser Technology which is a threshold technology and promises great advancements in communication with its ability to pack

more information in less space. Some of the technologies like OCR (Optical Character Recognition) and COM (Computer Output Microfilm) are also being increasingly used in information handling. Emphasis is given to the various forms of electronic modes of communication - Electronic mail and message services, computer network using distributed data processing, Videotex, Teletext, Integrated services digital network, Satellite communication, Teleconferencing, and Facsimile transmission, The essence of communication is the conquest of space and time. The longest and most difficult distance in transmitting information is the last half-inch between a man's ear and his brain. Most of us will continue to be concerned with the communication technology chiefly as a means to an end. Efficient transfer of information is essential for rapid economic growth in a developing country like India. By 2000 AD communication facilities of international standards would be available in India.

8.1 Planning of NISE :

The tasks of planning, decision - making and administration are increasingly dependent on the availability of reliable and timely information. Therefore, a planned approach to organize the information to ensure that information gaps are plugged and a free flow and exchange of information is permitted, would effectively contribute to a total pool of information on a centralized basis. Establishment of NISE is the only practical solution to provide free flow and exchange of information at optimum cost. NISE demands a master plan which is an intellectual process. The programme requires local, regional, national and international cooperation in activities and use of resources in a way that can strengthen national infrastructure through efficient working of institutions and services, that share the responsibility of collecting,

storing, processing and retrieving as well as for evaluating, analysing and disseminating the information contained in their collection.

NISE is actually an aspect of educational, scientific and cultural sphere and thus its plan should form a part of the overall economic plan. The objectives and functions of NISE are in conformity with the national development plans and policies. A properly coordinated NISE can help reduce information gap and duplication of work. NISE is a means of achieving national objectives through economic and effective utilization of information in technological innovation, decision-making, research and education. In India, many educational organizations can substantially contribute in enriching the system if adequate cooperation is taken from them.

8.2 Organizational Structure of NISE

The structure of NISE will be a combination of "Centralization" and "Decentralization". The centralization of technical responsibilities as far as possible and decentralization of the services is one of the best means of reducing costs. Centralization offers the advantages of greater efficiency, economy, availability of the full resources of a system to any and every component of users. The advantages of decentralization are quicker, direct and personalized services.

8.3 Levels of the System

The system will operate at the following distinct yet interacting levels : National Information Centre (NIC), Regional Information Centre (RIC) and Local Information Centre (LIC).

8.3.1 National Information Centre (NIC)

It is proposed that NCLRT, New Delhi should serve as a National Information Centre (NIC) and discharge the following responsibilities :

- a) To plan, coordinate, update, streamline and control the activities concerning acquisition, organization and dissemination of information through (i) cooperative action; (ii) dividing the responsibilities among other RICs; (iii) making use of new techniques in the transfer and utility of information.
- b) To serve as a central depository for entire information/data.
- c) To maintain databank for retrieval of information.
- d) To compile sources of information like directories, handbooks, dictionaries, encyclopaedias, state - of - art reports, technical reports, etc.
- e) To undertake and bring out up-to-date union catalogues of the holdings of all concerned organizations. This can be brought out on the basis of type of literature covered e.g. books, periodicals, reports, reprints, microfilms, tapes, etc.
- f) To bring out regularly Current Awareness Service (CAS) like (i) research-in-progress bulletins, (ii) lists of unpublished research literature covering dissertations, theses, etc, (iii) newspaper clipping bulletins, (iv) Selective Dissemination of Information (SDI) bulletins, (iv) newsletter giving information items of current interest in education, etc.

- g) To ensure adequate bibliographical control of all the information on education by bringing out regularly publications like indexing services, abstracting services, translation services, bibliographies on specific topics, etc.
- h) To provide reprographic services.
- i) To establish links with international systems and their utilization for augmenting national resources and relations with the national information systems in the allied disciplines.
- j) To conduct retrospective search i.e. to search the entire database or a major portion of it against a query.
- k) To identify the present information requirements of users at all levels and forecast future requirements in the light of the overall national development plans and policies.
- l) To promote research, development and innovation in information technology.
- m) To have the responsibility of a referral centre.
- n) To keep liaison with RICs.

8.3.2 Regional Information Centres (RICs)

It is proposed that one SCERT responsible for the districts under its jurisdiction should serve as RIC and discharge the following responsibilities.

- a) Developing and maintaining document collection in the region.
- b) Giving indexing, abstracting, bibliographical, SDI, reprographic and translation services.
- c) Preparing regional catalogues and retrieving information.

- d) Acting as contact point for users in the region.
- e) Surveying the information sources of the region and feeding to NIC.
- f) Supplying copies of documents available in the Centre on request and arranging for supply of documents not available in the centre through NIC or concerned RIC.

8.3.3 Local Information Centres (LICs)

Each DIET should have information unit and serve as LIC which should discharge the following responsibilities:

- a) To collect and process information/data at the local level.
- b) To feed information generated in LIC to concerned RIC and act as recipients of information from RIC.
- c) To offer personalized services against specific request and in anticipation.

8.3.4 Conclusions

The system requires standardization and uniformity in planning techniques and procedures of information processing. This situation calls for increased cooperation of subject specialists and information scientists for economy and optimum use of information. Professional societies and consultancy organizations have a significant role to play in the interaction of subject specialists and information specialists. It is proposed to make a goal - directed approach to coordinate bibliographic efforts, establish networks of information service and provide consultants for setting up services in various institutions. The proposed model of NISE with a sub-system structure of three levels, viz, National, Regional and

Local, would promote the sharing of scarce and farflung resources and thus improve the status of school education in India. It can be said with a degree of confidence that in the years to come to Indian Schools will have not only more and more trained teachers at all levels through various extension programmes but also with greater professional efficiency and skill to make school teaching what it ought to be.

b/s

EVALUATION IN SCHOOLS

Dr. P. Das

The present system of evaluation does not adequately reflect the total growth/progress of the students or effectiveness of teaching. From the existing practices it is not difficult to pin-point some of the major shortcomings which need to be properly appreciated and accepted before taking up any plan of evaluation improvement. In a summarised way we can list these as under.

- 1) Concept of evaluation is restricted to examination rather than a broad comprehensive concept of evaluation.
- 2) Evaluation is considered as end of the course/session rather than as an integral part of teaching-learning process.
- 3) Evaluation is considered as an act of measurement of students' learning rather than a means for improvement of their learning.
- 4) Evaluation activities are limited to scholastic aspects rather than total growth of the child.
- 5) Use of tools and techniques of evaluation to written examinations largely.
- 6) Quality of written examinations is questionable from the point of view of validity and reliability.
- 7) Diagnostic evaluation is still a dream of the future.

- 8) Using evaluation as a feedback has yet to become a reality for improving students' learning.
- 9) Evaluation is seldom emphasised as objective based, continuous, cooperative and a dynamic process.

You may add many more glaring shortcomings of the existing system of evaluation. What is really worth stating is the cause of all these ills. The cause may lie with the teachers or the educational system in general. Therefore, there is an imperative need to make evaluation an integral part of the total teaching-learning process and to make it continuous and comprehensive by taking care of all the three domains (Cognitive, affective & psychomotor) for all round development of the learner in both scholastic and non-scholastic areas.

Objectives :

After studying this module, you should be able to :

- Understand the concept of evaluation as quality control of educational programmes.
- Know purposes of evaluation
- Identify criteria of good evaluation . . .
- Develop suitable planning and implementation modalities of evaluation.
- Prepare a comprehensive scheme of evaluation
- Design a follow-up action in order to make evaluation more functional and meaningful.

Concept of Evaluation

The concept of evaluation should not be equated with the concept of examination or mere measurement. Broadly defined, educational evaluation is the quantitative and qualitative estimation of overall growth and progress of pupils towards objectives or values in the curriculum. The emphasis in evaluation is upon broad personality changes and major objectives of an educational programme. These include not only scholastic achievements, but also non-scholastic areas like attitudes, interests, ideals, ways of thinking, health, work habits, personal and social adaptability. Hence, evaluation is integrally related to the teaching-learning process. It entails a value judgement and works as quality control in educational programmes.

Activity - 1 :

Develop your own concept of evaluation and differentiate it from examination.

Purposes of Evaluation :

Mainly evaluation helps in :

- a) determining the effectiveness of courses and programmes.
- b) testing assumptions about instructional practices.
- c) selecting, clarifying and appraising objectives.
- d) creating motivation.
- e) serving as a feedback for both teachers and students for effective teaching and learning respectively.

- f) discriminating and ranking the students.
- g) diagnosing pupils weakness/learning difficulties.
- h) providing basis for guidance and counselling.

Activity - 2 :

List few more purposes of evaluation which you feel as necessary and important.

Criteria of Good Evaluation

The criteria of good evaluation emerge naturally from the basic assumptions about evaluation. They can be enumerated as follows :

a) Evaluation should be objective based.

The evaluator should identify and define clearly the set of objectives to be evaluated. The objectives may be in the areas of knowledge, understanding, application, skills, attitudes, interests health, work habits, personal and social adjustment etc. In addition the knowledge of Minimum Levels of Learning (MLL) is also more important both for teachers and evaluators as emphasised by NPE (1986).

b) Evaluation should be a comprehensive process.

Evaluation should cover both scholastic and non-scholastic dimensions of pupils' growth and uses a variety of appropriate tools and techniques.

c) Evaluation should be a continual process.

Since evaluation aims at estimating overall growth of the child and growth is basically a continuous phenomena, it is imperative to make evaluation regular and continuous.

d) Evaluation should be a dynamic process.

Evaluation should not be rigid or static in nature. It should be flexible and dynamic in respect of frequency of examinations, type of examinations etc.

e) Evaluation should be a cooperative process.

Since the emphasis of evaluation is on over all growth of pupils, a single teacher is not competent to do the justice for evaluating all the dimensions of pupils growth and hence the cooperation of all teachers, students, and parents is essential.

Activity - 3 :

Write down the specific procedures that you can adopt to make your evaluation continuous and comprehensive.

Planning and Implementation
Modalities of Evaluation :

The following steps are suggested about the modalities evaluation in schools.

- a) Determine the areas (both from scholastic and non-scholastic) and pinpoint the appropriate objectives under each area to be evaluated.
- b) Selecting/preparing tools and techniques of evaluation. (Tools may include achievement test, diagnostic test, psychological tests, checklist, rating scale, records, observation, interview, and techniques may be in the form of written, oral and practical examination).
- c) Determining the periodicity of evaluation.

In order to make evaluation continuous, periodicity of evaluation both in scholastic and non-scholastic areas should be decided much in advance keeping in view the school conditions.

d) Executing the Plan

Collecting of informations or evidences may be done by using the tools and techniques already decided above.

e) Recording the results.

Progress report cards both in scholastic and non-scholastic areas should be developed in order to record the results. A model of progress report cards is enclosed at the end for ready reference.

f) Using the results for instructional decisions.

The results of the evaluation may be effectively used for improving classroom instructions.

Activity - 4 :

- 1) Identify three objectives from non-academic areas which need to be evaluated at the elementary/secondary level.
- 2) Prepare progress report cards both for scholastic and non-scholastic areas for elementary/secondary school child.

Scheme for comprehensive evaluation

The scheme of comprehensive evaluation may include the following aspects of pupils' growth and activities.

Scholastic Aspects

<u>Area</u>	<u>Periodicity</u>	<u>Tools and Techniques</u>
<u>Curricular areas</u>	Five times in a year	- Written examination - Oral examination - Practical examination - Achievement test - Diagnostic test

<u>Area</u>	<u>Periodicity</u>	<u>Tools and Techniques</u>
<u>Intelligence</u>	Once at the beginning of the Primary/Middle/Secondary stage.	- Intelligence test

Non-Scholastic Aspects

Personal and Social Qualities

- Regularity	Once in a year	- Observation
- Punctuality		- Anecdotal Record
- Discipline		- Rating Scale
- Habit of cleanliness		
- Emotional Stability		
- Initiative		
- Sense of responsibility		
- Spirit of Social Service		
- Any other		

Interests

- Literary	Once in a year	- Observation
- Scientific		- Rating Scale
- Musical		- Anecdotal Records
- Artistic		
- Social Service		
- Any other		

Attitudes

- Towards Teachers	Once in a year	- Observation
- Towards studies		- Questionnaire
- Towards school-mates		- Interview
- Towards school		- Rating Scale
- Any other		- Anecdotal records

<u>Area</u>	<u>Periodicity</u>	<u>Tools and Techniques</u>
<u>Physical Health</u>		
- Height	Twice in a year	- Observation
- Weight	.	- Interview
- Chest		- Medical Check up
- Physical defects, if any.		

Activities

Literary and Scientific Activities

- Library	Once in a year	- Observation
- Debate		- Anecdotal Record
- Recitation		- Rating Scale
- Creative Writing		
- Science Club		
- Any other		

Cultural Activities

- Drama	Once in a year	- Observation
- Music		- Anecdotal Record
- Dance		- Rating Scale
- Drawing & Painting		
- Any other		

Out Door Activities

- Games	Once in a year	- Observation
- Sports		- Anecdotal record
- Scouting		- Rating Scale
- N.C.C.		
- First Aid		
- Gardening		

Activity - 5 :

Keeping in view the school conditions,
prepare the scheme of comprehensive evaluation
in non-scholastic and activity areas.

Follow-up action :

The above guidelines attempt to indicate major directions in which the programme of evaluation deserves to move so as to realise the purpose of education. Orientation of teachers towards the new directions of continuous and comprehensive evaluation will not improve the system unless the teachers try to implement the scheme with sincerity and honesty.

The following follow-up action is suggested.

- 1) Organisation of Orientation Programmes for teachers about the new directions of evaluation.
- 2) Keeping in view the school conditions, the scheme of evaluation may be developed and implemented on cooperative basis.
- 3) There should be regular supervision of the school evaluation programme and assistance may be provided to the teachers when they face any operational problems.
- 4) Format of Progress report cards (both in scholastic and non-scholastic areas) may be developed and be supplied by DIET to all schools for uniform record of results.
- 5) Action research relating to various aspects of evaluation may be undertaken by DIETs the findings of which will be taken as feed back for improving evaluation system.

.....

b/s

PROGRESS REPORT CARD FOR LOWER PRIMARY STAGE
(SCHOOL SERVIC ACHIEVEMENT)

Name of the School :
 Name of the Student : Class..... Roll No..... Year

Time of Tests -	First test (August)		Second test (October)		Half Yearly Examination (December)		Third Test (February)		Annual Examination (April)		Total
	Max. Marks	Obta-ined	Max. Marks	Obta-ined	Max. Marks	Obta-ined	Max. Marks	Obta-ined	Max. Marks	Obta-ined	
<u>Syllabus Coverage</u>											
1. Mother Tongue	10		10		30		10		40		100
2. Arithmetic	10		10		30		10		40		100
3. General Science	10		10		30		10		40		100
4. Social Science	10		10		30		10		40		100
5. Drawing	5		5		15		5		20		50

Signature of

- a) Class teacher :
- b) Headmaster :
- c) Parent :

Module No. 14

THE SCHOOL COMPLEX

Dr. A.D.Tiwari

Overview:

The school complex aims to integrate the neighbouring primary schools to a centrally located middle school, and the middle schools to a nucleus secondary school so that the schools of a geographical area may function as a whole-drawing on each other's resources and planning their development with minimum of external control and support. The scheme was formulated and put forward in a systematic manner by the Education Commission (1964-66), to improve planning and management of school education at local level for raising the quality of education in that area. The concept is now being revitalized by developing new strategies and guidelines for its effective implementation. In accordance with the National Policy on Education, 1986 (para 107), its Programme of Action (1986, p.203) clearly mentions that:

'School complexes will be promoted on a flexible pattern so as to serve as networks of institutions and please refer to POA alliances to encourage professionalism among teachers, to ensure observance of norms of conduct and to enable the sharing of experiences and facilities'.

This module is an effort to detail the concept of school complex.

Objectives:

- After going through this module you should be able to:
- i) understand the concept of school complex.
 - ii) appreciate the concept of school complex and the rationale behind it.
 - iii) participate effectively in the functioning of school complex.

PROGRESS REPORT CARD FOR LOWER PRIMARY SCHOOL
(NON-SCHOLASTIC ACHIEVEMENT)

To be assessed by teachers in three point grading scale
(Grade A - Good, B - Average, C - Poor)

Time of assessment	August	October	December	February	April
Area of assessment					
1. Personal and Social qualities :					
(a) Regularity					
(b) Punctuality					
(c) Discipline					
(d) Cleanliness					
(e) Initiative					
(f) Any other					
2. Attitudes :					
(a) towards schools					
(b) towards teachers					
(c) towards class mates					
3. Interest :					
(a) Artistic					
(b) Literary					
(c) Musical					
(d) Any other					

Signature of teacher :

Signature of Headmaster :

Signature of Parent :

- iv) realise changed roles and responsibilities of a teacher in a school complex.
- v) contribute positively for the success of school complex.
- vi) suggest alternatives in cooperation with colleagues within the school complex for improving the teaching-learning process.
- vii) foresee the decentralisation of educational planning and administration at grassroot level for improving the quality of education.
- viii) anticipate the problems which might arise in implementation of the school complex concept in your region and suggest ways to resolve these problems.
- ix) plan to utilize facilities, services and support that could be made available for the participatory schools from other schools in the school complex.

Background:

Activity Sheet No.1

Identify some problems that the formal school - education system in India is facing.	Collect Collate Discuss
--	-------------------------------

The Article 45 of the Directive Principles of Indian Constitution refers to free and compulsory education for all children in the age-group of six to fourteen years. So, immediately after the independence of the Country, all round efforts were made at all levels to develop necessary infrastructure of formal education in order to fulfil the constitutional obligation. As a result resources were mobilised to develop network of a large number of schools throughout the country and teachers were appointed to provide easy access of education to more and more children. Later, these efforts put challenges in terms of planning, management, organisation, administration and inspection of such a large number of schools on the one hand and in terms of the problems of wastage and stagnation(dropouts), poor quality of education single-teacher schools, schools without minimum essential facilities, isolation.

between institutions and between schools and community, less or no participation of teachers in policy-making and decision making process, improperly equipped school-classes or non-availability of instructional materials to schools and the like, on the other hand. These challenges of managing education well called for a variety of innovative ways and means to overcome them. The concept of school complex emerged as a result of such an innovative practice.

Activity Sheet No.2

- | | |
|--|-------------|
| <p>a) Suggest some way out to minimise the magnitude or resolve these problems of school-education.</p> <p>b) What the Education Commission (1964-66) has suggested in terms of the school complex and how it helps in this direction?</p> | C
C
D |
|--|-------------|

The Education Commission (1964-66) and the School Complex:

The idea of school complex mooted by the Education Commission (1964-66) was not an entirely new concept. During pre-independence period too, in the princely state of Ajmer and in some part of erstwhile province of Bombay, neighbouring schools were linked with the middle school to form a 'cluster'. However, this concept was put forward in a systematic manner by the Education Commission (1964-66) to provide a solution for some of the serious problems Indian education was facing. While studying the status of various types of schools, the Commission recorded that, at the beginning of the Fourth-Five Year Plan there were about 4000 secondary, 65000 higher-primary and 3,60,000 lower primary schools located in the rural areas. The Commission discovered that these schools can be clustered in a meaningful way. In a radius of 5-10 miles there is one secondary school, about five higher primary schools and about 28 lower primary schools. It struck to the Commission that the cluster of these schools could be taken as '.....a fairly

small and managable group which can function in a face-to-face relationship within easily accessible distance. It has also a good potential for planning and guidance since there will be at least five or six trained graduates in the school - this group built around a secondary school be adopted as a minimum viable unit of educational reform and develop accordingly' (p.43). The clustering of higher and lower primary schools around the nucleus of a secondary school can be attempted in a two tier system. In the first tier, eight to ten lower primary schools can be integrally related to a higher primary school on the basis of physical proximity. The headmaster of the higher primary school should provide extensive services to the component lower primary schools in his charge and he should ensure that these lower primary schools function properly. For this purpose, he should organise a committee under his chairmanship consisting of the headmasters of all the component lower primary schools in his charge. The committee should be entrusted with the task of planning and development of all component schools as a part of the 'single complex'. The committee should also provide guidance and supervision for day-to-day activities. The second tier can involve clustering of higher primary schools around the nucleus of a secondary school. A committee consisting of all the headmasters of the higher and lower primary schools under the chairmanship of the headmaster of the secondary school should be set up. This committee should be responsible for functioning and development of all the schools in the school complex. The headmaster of the secondary school should be the overall incharge of the school complex. The school complex committee should plan the work to formulate academic calendar and give guidance to all the schools in the area.

The Commission viewed that 'this group of schools and teachers can be given a good deal of freedom to develop their own programmes subject to general guidance of the inspecting staff. It should also be requested to coordinate its work with the local communities and to derive as much help from this source.

as possible'. The Commission felt that the school complex as a unit can break the terrible isolation in which each school functions at present. It would encourage cooperative efforts among the schools, help them develop own identity, facilitate maximum utilization of resources and a number of other positive things.

An important aspect of the scheme was to decrease the load of inspection of the inspecting authorities to visit the schools under their jurisdiction in order to provide adequate inspection. The Commission visualised that, 'the complex itself will perform certain delegated tasks which would otherwise have been performed by the inspecting officers of the Department and dealt with individual schools within it. Under this programme, the schools will gain its strength and will be able to exercise greater freedom and help in making the system more elastic and dynamic. The Department will also gain. It will be able to concentrate its attention on major essentials and can afford to have fewer efforts but at a higher level of competence (p.263).

In order to give impetus to the concept of school complex the Commission further suggested that:

1. The school complex may be used for more effective and standardised methods of evaluation of students and their promotion from classes to classes.
2. It can be used for maximum utilization of certain facilities and equipments which can not be provided separately to each school.
3. The inservice education of teachers in general and upgrading of less qualified teachers in particular may be an important responsibility of schools. Specifically designed trained programmes, film shows, demonstration lessons and other academic activities can be organised at the various schools of the complex.
4. The complex committee may encourage each school to plan its own work in sufficient detail for the ensuing academic year. The headmasters of the school can bring

their plans to the complex committee, discuss them in detail and decide on the broad principle of development in the light of which each individual school can plan its own programme.

5. The school complex can maintain reserve teachers who can be sent to the component schools when the need arises.
6. The school complex can formulate a plan for evaluating the new textbooks, teacher guides, teaching aids and other material keeping the specific need of the community in mind.
7. The school complex may make innovative changes in the prescribed curricular and syllabi to be used in the its complex.

The commission was quite cautious in suggesting the introduction of the school complex on a large scale. It suggested that two precautions which must be taken and which may in fact be the crucial determinants of success of school complex. First of all, careful preparation for the introduction of the scheme and the orientation of teachers are necessary. Secondly not all powers should be conferred upon each school complex simultaneously.

It was in pursuance of the recommendations of the Commission and the Education Policy Resolution (1968), some states such as Bihar, Gujrat, Harayana, Kerala, Madhya Pradesh, Maharashtra Nagaland, Orissa, Punjab and Uttar Pradesh set up school complexes on experimental basis. But for one reason or the other the scheme of school complex could not takeoff well so as to reach even evaluation stages in most of these states. However, the evaluation reports of the school complex scheme in Kerala, Bihar and few other states reflect a ray of hope for improvement in school education with the help of the scheme of school complex.

Activity Sheet No.3

- | |
|---|
| <p>a) What are the salient features of the 'School Complex'? Enlist a few problem of school education which can be resolved through implimentation of it.</p> |
|---|

b) What does the National Education Policy-1986 suggest to revitalise the concept of school complex in the changed situation?	Collection Collection Discussion
---	--

National Education Policy-1986 and the School Complex

Keeping in view the possibilities and potentialities in the scheme and the feedback received from the findings of various evaluation reports of experimental school complex projects initiated in various states, the scheme of school complex is now being revitalized for the purpose of overhauling the system of planning and management of education. It is bound to gain momentum by developing new strategies and guidelines for its effective implementation with the initiation of a nationwide debate on reformulation of a viable and effective education system through the document Challenge of Education - a Policy Perspective (1985), and the National Policy of Education (1986) and its Programme of Action (1986) reiterated that, '(the school complex) will serve as the lowest viable unit of area planning and will form a cluster of institutions in which different institutions can reinforce each other by exchanging resources, personnel, materials, teaching aids and using them on sharing basis'.

It was further suggested that the establishment of school complex will be of two types. In the first type, each middle school will be related to three to five primary schools that exist in its neighbourhood. In the second, eight to ten primary and middle schools in the area will be linked with the secondary/higher secondary school. However a flexible approach need be adopted in sparsely populated, hilly and desert areas, where the number of schools in a complex will be much smaller compared to the number in plain areas. In densely populated areas too, the number of schools in a complex will be slightly smaller than in the average size of the school complex. Special emphasis will be put on flexibility in the organisational design of school complex. While selecting a lead school, the following criteria need be borne in mind:

1. The number of feeder schools in the area including nonformal centres
2. Walking distance between the lead school and nonformal education centres which will be normally five to eight kilometers.
3. Adequacy of inputs in terms of staff, building, furniture etc.
4. Academic standards.
5. A lead school will normally be a school of at least five years standing. As a part of the flexible approach the lead school can be in some places at primary level and in others at middle and secondary level.

Activity Sheet No.4

How can teachers contribute for the successful implimentation of the school complex?
--

Collect
Collate
Discuss

Some Suggestions for Teachers:

Finally, the following are some important points relevant to teachers who will form the backbone of the synernic alliance within the school complex.

1. A school complex will be able to solve the day-to-day problems of individual school teacher.
2. It will be able to make teaching effective by facilitating the exchange of ideas among teachers and schools at different levels, by developing synernic feeling and sharing academic and other resources like enrichment materials. etc.
3. It will encourage teachers' meetings, workshops, demonstration lessons, film shows and seminars to raise the quality of education.
4. It will become possible to arrange exhibition on science, SUPW etc. in schools best equipped within the school complex.

5. Teachers from schools will be able to pay visits to secondary, upper and lower primary schools as often as possible to share experiences or providing guidance and support.
6. It will help in evolving academic leadership in teachers and sharing of experiments and innovations in the teaching learning process at local level.
7. Provision of in-service education for subject teachers will be arranged at DIET but the school complex will help in the general orientation of teachers on subjects like value orientation, national integration etc.
8. It will be able to arrange for teachers from one school of the complex to go to another in case of short leave. This will be made by the headmaster of the lead school on temporary basis for a short duration only. Heads of the participating schools may also evolve their own division of responsibility on such matters.
9. If a teacher is transferred or sent on training, the information will be sent by the District Education Officer to the ~~heads~~ heads of school complexes concerned.
10. It will be able to reduce the travelling distance for teachers on many counts through decentralization of certain relevant powers to lead school headmasters or other heads.
11. It will be able to sort out administrative issues like problems of leave reserve, delay in sanctions etc. at the monthly meeting of teachers with headmasters of concerned schools in which State Education Department and District Education Officer may become available.
12. It will enable teacher to assist the heads in conducting examination.
13. It will facilitate the formation of the norms of greater punctuality, regularity of teachers, their greater involvement in teaching and an improved academic climate.

Evaluation Exercises

Activity-I: Prepare a detailed plan of a school complex which you would like to suggest for your region/area.

Activity-II: Suppose you are the chairman of school complex committee. Enumerate problems you might face in organising the school complex activities. Suggest means and methods you would use to resolve them

Activity-III: Prepare a five days Orientation Programme for organisation of a school Complex for participating teacher of primary and senior primary schools.

Activity-IV: Prepare an action plan for academic cooperation between primary, middle and secondary schools within the framework of school complex to raise the quality of education of your area.

Activity-V: Prepare a plan for organising inter-school/ inter-complex competition on (a) sports, (b) cultural activity, (c) exhibition-science/SUPW, (d) literary activities.

Activity-VI : As an incharge of subject matter committee how would you like to proceed for incorporation of certain changes in the curriculum, instructional methods, use of instructional materials for quality improvement in education of your school complex?

Activity-VII: How would you plan to ensure active participation of community in activities of your school complex?

CLEARING HOUSE FUNCTIONS OF IFIC ON RESEARCH AND
INNOVATION IN ELEMENTARY EDUCATION

Module No.15

Prof.K.C.Panda

The terminology IFIC has three basic components which are closely related to the clearing house functions viz.

I. Inservice teacher education

F. Field interaction

IC. Innovation co-ordination

Besides these essential functions, the tripartite division of the role of IFIC in particular and DIET in general can be looked at from three angles.

Training

Resource Development

Action Research

Now the question would arise what should be the clearing house function ? Objectively speaking, the clearing house function should promote and undertake activities which would achieve the objectives of DIET i.e.,

UEE

UAE/NFE

with built in structure for achieving minimum learning levels and ensuring the qualitative change in Elementary Education.

Resource Development:

In DIET, information have to be collected, collated and analysed from various angles e.g.

a) Research: The IFIC can conduct research, and collect research findings of others relating to Elementary Education. The research reports can be abstracted in an uniform manner. Metaanalysis can be done and the findings can be kept in storage.

- b) Training: The training needs may be identified and a kind of data base be generated to draw teachers for various inservice and preservice training. Training curricula may also undergo changes through evaluation.
- c) Innovations: Case Study of institutions, success stories, individuals who have outlives in the villages, novel approaches to reduce stagnation and increase motivation of pupils and build a good climate are some of the innovative measures on which information can be gathered.
- d) Action Research: Action Research is a time bound micro-level situation specific study usually arising out of immediate need which can be undertaken and the findings can be discussed. For example, the discipline system in the school, how to increase motivation of pupils. How to raise aspiration etc.

Dissemination

Dissemination has a large implication. Dissemination can be done under training ways. These include (a) prior to dissemination and (b) dissemination proper.

Prior to Dissemination

a) Coverage, Development and Management

This will cover inhouse action research, research on elementary education, data base on teaching personnel, schools, pupils, learning outcomes, educational survey information, Progress and Trend reports etc.

- b) Programming System: As the materials will increase in years, Indexing and Abstracting are important. Abstracts may be kept in a common format normally used and indexing by author and subjects as well as titles, so that it can be retrieved.
- c) Data base Development: Time and Resource Management are also important in developing a data base. It will be difficult within the IFIC infrastructure to be very optimistic but within the limits of various functions data base are necessary for programme planning.
- d) User Service: There should be a provision for utilisation of information stored by teachers, administrators, members of other DIET/State/National level organisations. Hence, the lending system are to be activated and operationalised within the manpower at hand. Getting Feedback from users would be a concrete step for improving the system and some of the important publications be priced on no profit-no loss basis.

Dissemination

The following channels be used for dissemination of the research and innovative practices operative within the DIET.

- a) Publication of News letter for use by Elementary Teachers within the DIET - one for each school.

- b) Publication of Journal or magazine embodying the findings of research and innovation for use in schools.
- c) Broadcast through AIR/TV and other channels i.e., pamphlets, awareness meetings, seminars where the ideas and findings can be floated.
- d) Listing of papers available in this Newsletter for the knowledge of readers and procedure of availing these.

These are some of the suggestive steps for IFIC and its clearing House function.

Module No. 16

MINIMUM LEVELS OF LEARNING IN PRIMARY EDUCATION

Dr.S.T.V.G.Acharyulu

Need for MLL at the Primary Stage of Education

This last decade of the 20th century has witnessed a growing need for laying down and ensuring acceptable minimum standards of achievement at the primary stage of education. The concern is more with what the child actually learns at the primary stage of education. Primary education should provide relevant and rich experiences, knowledge, skills and values necessary for life in general and for continuing education in particular. Irrespective of sex, caste, creed, rural/urban locale, or SES background every child in the primary school should be made to acquire:

- functional and useful skills in literacy and numeracy
- fundamental, functional, and comprehensive knowledge about the environment in which he lives.
- the capacity for creative thinking, problem-solving and application of what is learnt.
- values, attitudes, and behaviours conducive to development of character and self-discipline.

Accordingly, every primary school should ensure that every child irrespective of type of school, the geographic region to which he belongs, the language he speaks, and how poor or disadvantaged he is, acquires certain minimum level of learning that may be specified in different curricular subjects and at different stages. Such an achievement facilitates horizontal and vertical mobility of the learners, besides promising comparability of attainment among children studying in primary schools or non-formal centres across the country.

Why Minimum Levels of Learning ?

There is a tremendous increase in the number of Primary Schools. In 1951, we had 2,00,000 Primary Schools and now we have about 7,00,000 Primary Schools in our country. In

In addition to this, we have about 3,00,000 Non-Formal education centres offering Primary education to the age group 9-14 years. In the world as a whole the number of children of the age group 6-11 years range from 850-900 million. In India alone there are more than 100 million kids of this age group. We have a sizable number of primary school students who show considerable deficits in the basic skills of reading, writing and arithmetic. Primary schools cannot disown their responsibility for the decline in student achievement.

Children, right from the primary stage, should be made to grow up with the idea that they should struggle to excel others or to come on par with others of his age or class. They are to be encouraged to make efforts to learn and acquire the basic skills and knowledge in each subject so they can discover that learning can be interesting, rewarding, and exciting. In short, no learning takes place without effort and hard work commensurate with the child's ability. Without involvement in learning, teachers cannot expect their pupils to acquire the minimum skills, concepts, knowledge and abilities. After all it is pupils who must do the learning.

What is Meant by Minimum Level of Learning ?

A basic set of competencies are needed for every student undergoing primary education in order to function effectively in life and to move on to higher stages of education if he so desires. The concept of minimum levels of learning refers to the minimum knowledge, skills, and abilities the student should acquire at any given stage of education. These MLL include both cognitive and non-cognitive aspects of development. The former are easier to conceptualise in definable, observable, attainable and measurable terms. The non-cognitive aspects are amenable to observation and qualitative description. The report of the committee set up by the Ministry of Human Resource Development entitled "Minimum levels of learning at Primary Stage" (1991) published by the NCERT recommended the Promotion of the following nine affective qualities in all children:

- Regularity and Punctuality
- Cleanliness
- Industriousness/diligence

- Sense of duty and service
- Equ lity
- Cooperation
- Sense of responsibility
- Truthfulness
- National Identity

M.L.L. and Equality of Educational Opportunity

The concept of equality of educational opportunity implies that each student is given enough opportunities to grow to the limits of his ability irrespective of sex, race, caste, religion or social class. Many students who have not understood even the basic fundamentals in the prescribed textual subject matter are promoted under the non-detention policy in the primary schools. But the spirit of the policy is not that we do it mechanically to retain children in primary schools. Teachers have to understand that this policy has minimised the growing emphasis on preparing students for the end of the year examination. The non-detention policy should have been accompanied by continuous comprehensive evaluation. Unfortunately this was not done. We need to practise improvement-oriented and not measurement-oriented approach to evaluation. This gives enough scope for teachers to concentrate on each child's achievement in terms of the MLL and the objectives of the curriculum. Teachers must understand the fact that children have unequal mental ability and learn at different rates and pace. Instructional programmes should develop in each child the ability to read, to write clearly, to calculate, to think critically and logically, and to acquire knowledge of the world. The concept of MLL evolved as a result of such a realisation. The absence of minimum competency standards is responsible for most of the ills and problems of education. As Rickover (1985) has said "Quality education cannot flourish without generally accepted standards of academic performance" (P.156). What we need and desire most is good education for all children. All students undergoing elementary education should achieve a certain minimum level of learning.

How to formulate the Minimum Levels of Learning ?

It is necessary to lay down clearly what these minimum levels are and then design assessment procedures to determine whether students have achieved them or not.

Curriculum for the Primary stage of education is designed by agencies such as the Central Board of Secondary Education at the National level and the Boards of Education/SCERTs at the State level. These curricula are assumed to include the minimum levels of learning at the primary and upper primary stages of education. On the basis of existing curriculum, minimum learning levels may be defined at the national level for the primary stage. All children studying in different States/Union Territories are to be helped to gradually move towards achieving the National Level MLL.

The curriculum for the Primary stage of education differs from State to State and so it is desirable to follow a decentralised approach in formulating MLL. At the State level, MLL may be formulated for the primary stage of education. It is possible that there may be differences between the National and State level MLL. The idea is that every State should gradually ensure that most children move towards achieving the National level MLL. This would result in comparability of standards of Primary education across the country. The achievement levels of students within a State may like-wise differ from district to district, and the District Education Officers, DIETs, and Block level Officers etc., have to render necessary support to the primary schools so that their children move towards achieving the MLL laid down at the State and National levels respectively.

It is desirable to define not only stage-wise minimum levels of learning. The class-wise minimum levels of learning could be developed by DIETs/SCERT by involving teachers working in Primary schools, Inspectors of schools, and others associated with Primary education. The DIETs have to develop necessary tools for assessing existing achievement levels and monitoring the progress of pupils towards State level and National level MLL.

The document entitled "Minimum Levels of Learning at the Primary Stage" (1991) has formulated class-wise MLL for the Primary stage in Languages, Environmental Studies, Mathematics and these are being tried out in different States.

Minimum Levels of Learning and the Teacher

It is a happy augury that MLL are seen as an integral part of our national system of education. Whenever a skill or a textual lesson is taught it is done with the objective of making students acquire a reasonable mastery over it. It is possible for every teacher to formulate lesson-wise MLL on the basis of his knowledge of the attainment status of pupils. This can be done for each class and in each subject. Such an activity would enable the teacher to see whether his pupils are moving towards the District, State and National level MLL. It is possible that the lesson-wise MLL formulated by a teacher for a given class may differ from those determined by another teacher. Therefore, at the district level the DIETs in collaboration with other agencies within the State/District involve experienced subject specialists/teachers, curriculum experts, educational administrators and supervisors associated with primary education and non-formal education and formulate such MLL for use by teachers. It is important to note that the lesson-wise MLL are relevant, meaningful, attainable, observable and measurable. These MLL could be linked up with the district and state level MLL.

In some subjects it is possible to conceptualise knowledge and skills in a hierarchical and quantitative terms while in others it is difficult. Some non-cognitive characteristics such as values and attitudes which children acquire during their education in the primary school cannot also be conceptualised in hierarchical and quantitative terms. The minimum performance levels should include both quantitative and qualitative aspects of cognitive and non-cognitive areas.

Minimum Levels of Learning should not become Maximum Levels of Learning

There is apprehension that once the MLL are formulated both teachers and students would set their goal on minimum standards and be satisfied with it without bothering to progress beyond. There is also the baseless fear that MLL would be unfair to children of minority and disadvantaged communities. Infact these children are the ones who will be greatly benefitted from the MLL. It is wrong to expect less from such children and MLL is a means to help them get a fair education.

Regarding the apprehension that the minimum learning level (MLL) would become the maximum, it is not true that most teachers would reduce the content both by breadth and depth and prepare all students to meet simply the minimum competency standards and nothing more. Much depends on how we orient the teachers in this regard.

Minimum Levels of Learning and Minimum Competency Testing

MLL refers to what children should know and be able to do in each subject at each stage of education. Keeping this in view, the teacher has to formulate his instructional objectives for each textual lesson. Instructional objectives provide precise, observable and measurable statements of goals. They state exactly what the students are expected to do after completing the prescribed learning activities. Some of these objectives should be such that they incorporate the minimum competencies envisaged. For each lesson the teacher has to prepare instructional objectives and these should go obviously beyond the objectives related to MLL so that the lesson is stimulating and challenging to the gifted students as well. Any child falling short of the objectives pertaining to MLL should receive the attention of the teacher for remediation. The teacher has to decide his own course of action to help such children improve their performance and attain the MLL.

A sizable number of children by and large, display the minimum competencies laid down in the MLL. The attainment of MLL by the students can be known through tests carefully developed by the teacher for the purpose. Such tests go by the name "Minimum Competency Tests (MCTs)". For each competency, the teacher prepares 10-15 test items and gives the students. In due course the teacher himself can develop his own item bank for each competency in each subject and for each class and use the same in his continuous comprehensive evaluation and for ensuring the achievement of MLL by students.

These MCTs are to be designed in such a way that they assess not only the attainment of the MLL by each student but also the extent of excellence attained by the students in the subject over and above the MLL. However, one should guard

against the tendency to make tests ridiculously easy so that an acceptable percentage of students tested can pass the requirement of MLL. MLL and MCT go hand in hand.

Advantages of MLL

- They give a sense of direction to the teacher in his teaching
- They enable the teacher to assess the achievement of students in relation to objectives.
- They help the teacher in assessing the strengths and weaknesses of his students and provide necessary feedback and remedial programme.
- They make the teachers demonstrate the competencies which they expect from their students and thus enable them to serve as models for students to emulate.
- They enable the teacher to realise the need to have a strong content base and knowledge of teaching strategies.
- Students progress towards State level and National level MLL results in great satisfaction and motivation for the teachers.
- They make the teachers accountable for student learning and achievement.
- They enable the teachers to formulate gradually higher levels of learning for pupils to achieve rather than merely satisfying themselves with the MLL.
- They enable the teacher to assess their own teaching styles and effect improvements in the teaching of basic competencies and beyond.
- They enable the teacher to develop suitable tests and item banks for assessing student progress towards MLL as well as higher learning outcomes.
- They help the teacher in motivating students to work harder and attain the basic competencies laid down.
- Every teacher knows what minimum knowledge, skills and abilities each student should display at the end of each textual lesson in each subject and at the end of the year as well as at the end of the primary stage.

- MLL enable the teacher to see his role more clearly as a facilitator of learning and to reassess his own teaching styles and assessment procedures.
- MLL provide insights to teacher educators to plan their preservice and inservice teacher education programmes more realistically and purposefully.
- MLL enables the administrators and supervisors to decide what to look for while assessing teacher performance.

Targets for MLL

We have also to set targets realistically for ensuring that most children undergoing education at the primary and upper primary stages achieve these minimum competencies. The targets for MLL suggested by NIEFA (1990) reflect that "(a) 70% of children, including atleast 60% girls of every disadvantaged group, pursuing elementary education, will achieve the minimum levels of learning by the year 1995; and (b) 80% of children, including atleast 70% girls of every disadvantaged group, pursuing elementary education, will achieve the minimum levels of learning by the year 2000". (P.29).

Implementation of MLL: The Ministry of Human Resource Development has been encouraging a number of Governmental and non-governmental agencies by funding projects for implementation of MLL. These projects are being progressive in the States of Rajasthan, Gujarat, Maharashtra, Karnatak, Punjab, Madhya Pradesh and Other States, especially in the Eastern Region are expected to take up the implementation of MLL in a big way. NCERT and Regional College of Education have been doing their best in the implementation of MLL.

ELEMENTARY TEACHER EDUCATION CURRICULUMTEACHING OF HEALTH AND PHYSICAL EDUCATIONObjectives:

The National Curriculum for Primary and Secondary Education-A Framework (1988) emphasises that "health and physical education should aim at enabling the child to know that harmonious development of body and mind is essential for good health which include, physical fitness, mental alertness, emotional balance, social productivity and adjustment". Therefore, health and physical education becomes one of the most crucial factors of individual progress and national development. Health and physical education should, therefore, enable an individual to raise his health status as well as that of his family, community and environment.

Health and physical education is an integral part of the total school education. Scientific researches in this area and emerging social needs demand that corresponding changes should be incorporated in the teacher education syllabus at the elementary level so that teachers, in turn, can develop in children desired understanding, habits, skills and positive attitudes. The elementary teacher education should also enable the prospective teacher to imbibe healthy habits, positive values and balanced attitude so that he/she becomes the best example for the young developing minds put under his/her charge.

The student teacher should be able to:

1. Appreciate the need and importance of health and physical education in the total curriculum.
2. Plan, organise and conduct activities and practices relating to children's health, sports and games, etc. directly related to the life-style and environment of children.

3. Identify health practices under different areas of health education.
4. Practise, demonstrate and supervise skills involved in health practices.
5. Arrange facilities for developing health practices with the help of the community and educational functionaries.
6. Prepare and select suitable teaching strategies and aids for effective curriculum transaction of health and physical education.
7. Identify his/her role and responsibilities in the total school health programme for healthy school environment.
8. Observe deviations among children from normal health and provide firstaids for minor ailments and refer other cases to parents and health workers.
9. Encourage the older students to help, guide and supervise younger children, their siblings at home for developing health practices to raise health status and prevent sickness.
10. Arrange healthy recreation and to inculcate the spirit of sportsmanship.
11. Design and use simple tools to evaluate knowledge, practices and attitudes.
12. Appreciate rich cultural heritage of India in the area of health and physical education, specially in relation Yoga.
13. Spot out talent in boys and girls and devise means to promote it.

Guidelines for Selection of Course Content:

Elementary stage covers the students from I to VIII standards; the age group is 5 + to 13 + years. The duration of the teacher education programme is two years. Five percent of the total time is allotted to health and physical education. This comes to 120 hours in two years, i.e. 60 hours per year. The course content of health and physical education as a core subject should be so spread that it is equally distributed in both the years.

The pupil teachers who come for training have completed at least 10+2 level and they are expected to have acquired the basic concept of health and physical education as it was their core subject up to X standard.

The syllabus for the teacher education is so devised that it fulfils the physical, mental, social and professional needs of the pupil teacher. The pupil teachers are to be enabled to handle the allotted syllabus efficiently and effectively.

The various areas which are to be included in the course are health education, physical education, recreational activities and yoga. All these areas may be given reasonable weightage out of the total time available. Care may be taken to ensure that the syllabus remains integrated. The syllabus is formulated in such a way that it is transacted in a playway and activity-oriented method.

Efforts should be made to develop skills and competencies in the pupil teacher to enable him to develop indigenous/improvised teaching aids with the locally available material taking into consideration our rural cultural heritage.

While imparting instructions of yoga to the student teacher, it should be underlined that learning and teaching of yoga should not remain confined to a few asanas only. It should be emphasised that yoga education loses its significance if values like truth, cleanliness, contentment, honesty, non-violence, etc., are not made a part of one's daily life. Yoga teaching therefore requires due emphasis on values contained in yama and niyama.

Adequate weightage may be given to skill in teaching health and physical education. The evaluation should be continuous, valid and objective.

Equipment and Resources:

For the effective transaction of the content, it is suggested that the following resources be made available to the training institution.

Physical Facilities:

- a) Gymnasium hall
- b) Play field - 2 acres
- c) Safe drinking water
- d) Sanitary facilities
- e) Washing facilities.

Library:

Well equipped library having current school books, reference books, curriculum guides and technical journals.

Equipment and Apparatus:

- Charts and models on health and physical education and on Yoga.
- First-aid outfit.
- Height measuring stand, weighing machine, vision screening charts.
- Rubber, cricket, volley ball, cork balls, and footballs.

- Net for various games.
- Musical and band instruments.
- Durries and mattresses.
- Inflator.
- Measuring tape.
- Long ropes for marking, iron pegs and wooden pegs etc.
- Overhead projectors.
- Public Address (PA) system.
- Art material.
- Take-off board
- High jump stand, cross bars for high jump.
- Sea saw, ladders, slides, swings.
- Round about.
- Whistles, batons for relay races.
- Stop watches, steel measuring tapes.

SYLLABUS

FIRST YEAR	60 Hrs.
UNIT 1: Health Education	20 Hrs.

A. Concept of Health

- Meaning and scope of health and health education
- Factors influencing health.

Activity:

1. The student teacher will interview different categories of persons allotted to him/her and will try to find out the concept of health the particular category has. They will discuss the findings and evolve the scientific concept.

2. The teacher educator will divide the class into groups. Each group will be asked to interview one set of people. The teacher educator will collect report and initiate discussion and help the student teacher to reach a conclusion.

GUIDELINES AND SYLLABI

B. School health programmes-

- a) Healthy school environment
- b) Health instructions
- c) Health services

Activity

1. The student teacher will develop a proforma to assess the status of school health programme and practices in school, discuss about strength and weaknesses of school health programme on the basis of observation and suggest means to further strengthen it.
2. The teacher educator will help in developing a proforma to assist in school health programme. He will supervise the administration of tool. He will collect information and discuss.

C. Personal Cleanliness:

- Importance of personal cleanliness
- Care of different parts of the body

Activity:

1. The student teacher will observe general appearance and grooming. He will find out the methods of cleanliness. He will be asked to prepare charts, question box and health wheel on personal cleanliness. All the student teachers will also be

required to undergo the physio-medical examination.

2. The teacher educator will provide facilities for observation and physio-medical examination.

D. Environmental Cleanliness: Need, Significance and Management of -

- Safe drinking water.
- Sanitary facilities.
- Heat, light and ventilation

Activity:

1. The student teacher will conduct a community survey and list available sources of safe drinking water, the method of disposal of waste, etc. He will record how to make water safe for drinking. Each 'HOUSE' will be given the responsibility for environmental cleanliness and for maintaining proper light and ventilation in the classroom in rotation. He will take part in activities for celebrations of health days.
2. The teacher educator will divide the class into groups and allot areas to each group for survey, supervise surveys and regulate discussions. He will allot work for the celebration of health days and guide the students for the same.

E. Food and Nutrition:

- Nutritive components of food.
- Balanced diet.
- Eating habit
- Malnutrition and its effects.
- Identification of locally available foods and their nutritive value.

Activity:

1. The student teacher will conduct a survey of the market and collect pictures of food items and plan a balanced diet. He will prepare balanced diet chart, another chart for eating, cooking and serving habits in vogue at home, community and social functions. He will collect pictures of various children suffering from various deficiencies and disorders and conduct the survey among pre-school children and interview Anganwadi workers to find out their experiences about cooking and serving foods.
2. The teacher educator will collect report of surveys and regulate discussion. He will also guide the group in preparation of teaching aids/materials on balanced diet and components of foods.

F. Safety Education and First-Aid:

- Rules of road.
- Precautions to be observed while walking, handling sharp edged things, electric-l gadgets.
- Safety at home and school, safety while playing.
- First aid for drowning, poisoning, burns, shocks, fainting and snake bite.

Activity:

1. The student teacher will find out the places prone to accidents at home, school and community. He will classify the places specially for falls, burns, drowning, bites, poisoning and shocks, etc. He will also identify the type of injury which can occur in each case and suggest first-aid . He will prepare scrap

book in this regard. He will also find out the agencies which supply material for safety rules such as fire brigade, traffic police or any N.G.O. or G.O. He will keep the records of the accidents in and around the school and maintain first aid register.

2. The teacher educator will divide the class into groups, each group will be asked to work in the area of home, school or community. He will guide and regulate the discussion and role play. He will also help in identifying N.G.O. and GOs.

UNIT II: Organisation of Recreational Activities 8 Hrs.

- a) Imitations-of frog, rabbit, butterfly, elephant, dog, lion, aeroplane, train etc.
- b) Free Play - Simple tag games-chain tag, cat and rat
- c) Rhythmics- Simple dancing steps, clapping with rhythm, side steps.
- d) Tumbling- Rolling-forward and back ward, cart wheel, camel roll.
- e) Jungle Gym-Sea saw, ladder, slide, swings, round about, etc. For younger children above activities are considered as motor development activities.

Activity

1. The teacher educator will organise relay races for the pupil teacher like running by imitating the actions of different animals.
2. The teacher educator will divide pupil teacher into different groups and organise competitions in tag games and rhythmic activities.
3. The student teacher will actively take part in relay races and other competitions.

UNIT III: Modern Concept of Physical Education 22 Hrs.

A. Theory

- (a) Meaning, aims and objectives of physical education.
- (b) Classification of physical education activities.
- (c) Organisation of intramurals and extramurals play-days.
- (d) Methods of physical education.
- (e) Measurement and evaluation for
 - i) Jumps, throws etc.
 - ii) Officiating

Activity for Teacher Educators:

The teacher educator will divide the student teachers into two groups and one group performs activities like jumps, throws and the other group will measure and evaluate and vice versa.

For Student Teachers

The student teachers will take part actively in the performance and officiating turn by turn.

B. Practicals

- a) Set drills- Dumbbells, flag drill, wand drill
- b) Callisthenics-Physical exercises-tables of at least 6 to 8 exercises.
- c) Drill & Marching-Sawadhan, Vishram, Baie-Dahina piechhe Mur, Tej chal, Dahine Baie chal, quadam tal.
- d) Lead-up Games -(a) Toy games (b) Keep it up volley ball
(c) 21 passes basket ball
- e) Relay Races -(i) Tunnel ball relay (ii) Arch ball
(iii) Horse and rider relay
- f) Indigenous Game:Kho-kho, kabaddi-tactics and techniques, rules and regulation.
- g) Small area minor games:-(i) Dodge-ball(ii) Dog and bone
(iii) King of the road

- h) Combatives-Hand pull, hand push, toe tough, back to back lift.
- i) Athletics- (1) Short sprints.
 (i) 20 meters, 50 meters & 100 meters race
 (ii) Jumps
 (iii) Throws
- (More emphasis should be laid on basic motor skills like running, jumping catching, etc.).

Activity

1. The student teacher will take active part in each activity which teacher educator has demonstrated.
2. The teacher educator will assist the student teachers to prepare a set drill for giving a demonstration on play days.
3. The teacher educator will divide the student teachers into different houses and conduct intramurals competition in lead-up games, marching and relay races.

UNIT IV: Yoga

10 Hrs.

Educational significance of yoga, misconceptions about yoga, a brief description of yam; niyam, asan and pranayam. The theory and practice of following asanas.

A. Sitting Posture Asanas

1. Sukhasan
2. Padmasan
3. Vajrasan
4. Shinhasan
5. Shashakasan
6. Supta Vajrasan

B. Standing Posture Asanas:

1. Tadasan
2. Tikonasan
3. Vrikashasan

C. Lying Posture Asanas

1. Bhujangasan
2. Makarasan
3. Shavasan

D. Pranayams

1. Bhramari
2. Chanting of Pranavs

Activity:

1. The student teacher will prepare a chart of the asan performed during each class with its benefits.
2. The student teacher will practise all the asanas and pranayams five times daily, early in the morning.
3. Chanting of pranavs will be done before and after doing asanas in each class.

SECOND YEAR

UNIT I: Health Education

60 Hrs.

A. Communicable Disease

- a) Mode of transmission of communicable diseases
- b) Symptoms of communicable diseases
- c) Prevention, measures and control

Activity :

- i) Student teacher will go for community survey to find out commonly occurring diseases in the families, among children, adults and old people, and measures taken for their management.
- ii) Preparation of charts: how diseases spread and measures to prevent them by highlighting individual's role.
- iii) Preparation of messages and flash cards on prevention of specific diseases.
- iv) Role play.
- v) Symposium on prevention of communicable diseases
- vi) The teacher educator will divide the student teachers into groups and each group will be asked to interview ten families. Then he will collect, compare and discuss. He will see that every student teacher takes part in various activities.

B. Pollution :

- i) Type - air, water, noise
- ii) Health hazards of different types of pollution
- iii) Control of pollution.

Activity :

1. The student teacher will observe and list out things which cause different types of pollution. How these can be prevented by individual or community action. Charts will be prepared in concerned area assigned by the teacher educator.

The teacher educator will divide the student teachers into four groups and will allow for observations on observation sheet.

C. Health Habits

Concerning-

- i) Personal cleanliness
- ii) Environmental cleanliness
- iii) Food and nutrition
- iv) Prevention and control of diseases
- v) Interpersonal relationship
- vi) Safety education
- vii) Child care

Activity :

The student teacher will prepare (a) the health code for the institution and practise teaching school, (b) charts, flash cards, checklist on health practices (c) checklist and absence of health practices of children of practice teaching school. This will be used to revise the health code. The teacher educator will help the student teacher to finalise the health code. He will supervise the observation of health practices by student teachers in practice teaching schools.

D. Postures:

Importance of rest, sleep and postures, gains of good postures, general postural deformities and remedial measures.

Activity :

1. The student teacher will discuss the time table in force and review it, demonstration of right posture, preparation of charts, listing the time of going to bed and getting up, Observation of children and recording deviations from normal health.

2. The teacher educator will provide a copy of time table in force to student-teachers for discussion. He will ask the students to demonstrate, correct them, supervise the posture of trainees throughout their training. He will also help the student teacher to find out the reasons of bad posture and take remedial measures.

E. Primary Health Care Set up and Health Organisations

- (a) Primary health centre (b) UNICEF (c) FAO (d) WHO

Activity:

1. The student teacher will prepare a chart in primary health care set-up, organisation of WHO Day, World AIDS Day, Anti TB and Environmental Conservation Day.
2. The teacher educator will coordinate the panel discussion. He will brief about objectives and areas of discussion. He will arrange debates, poster and essay competitions, help the pupil teachers in putting up an exhibition and guide them to collect exhibition materials from local agencies.

Unit II: Recreational Activities

1. Community singing (two songs)
 - (a) One song of local language
 - (b) One song of any other language
2. Folk dance -any one local or regional folk dance along with the community song.
3. Minor games-find the leader, musical chair
Dog and bone, Pittho, Vish - Amrit, Good Morning.

Activity :

1. The student teacher will actively participate in all recreational activities under the guidance of teacher educator.
2. The student teachers will be asked to present any other songs or dance at the occasion of annual day and other celebrations.
3. The student teachers will prepare charts/ albums and collect a number of songs in any languages.
4. The teacher educator will divide the student teachers into different groups and organise competitions.

Unit III: Modern Concept of Physical Education 22 Hrs.

Theory

1. Physical exercises and their benefits in terms of physiological functions.
2. Physical fitness and its components.
3. Organisation of intramurals and extramurals on different days.

Practicals:

1. Set drills - hobb drill, lazim, pole drill
2. Drill and Marching - Samme seloot, Dahine baie ghoom, visarjan.
3. Callisthenics-Physical exercises, table of at least 6 to 8 exercises.
4. Lead-up games
 - Keep the shuttle up

- One bounce volley ball
 - Captains ball (Basket ball)
 - 5 man foot ball
 - 10 passes tenicoit
5. Team Games-volley ball, foot ball, hockey and badminton-rules and regulations.
 6. Athletics-revising first year events.
 7. Relay race - zig-zag relay race .
 - Obstacle relay race
 - Arch and tunnel ball relay race.
 8. Marking of courts and fields-Kabaddi,Kho-kho, Volley ball, foot ball, hockey, badminton,field.
 9. Marking of tracks.

Activity :

1. The student teacher will demonstrate any one set drill and marching drill on play days.
2. The teacher-educator will divide all the pupil teachers into different houses and the student teachers will take part in intramurals competitions.
3. The student teacher will take active part in planning of intramurals, play days etc.

Unit IV: Yoga

10 Hrs.

A. Sitting Posture Asana

1. Padmasan
2. Yoga mudra
3. Gomukhasan
4. Pashimotanasan
5. Halasan

B. Lying Posture Asana

1. Sarvangasan
2. Dhanurasan
3. Shalabhasan
4. Pawanmuktasan
5. Shavasana

C. Pranayams (Breathing Exercise)

1. Bhramari
2. Chanting of Pranavas

Activity :

1. The teacher educator will demonstrate the whole asana and again demonstrate each part and ask the pupil teacher to follow each part and perform asanas and repeat.
2. He will ask student teachers to prepare charts on 5 asanas.
3. The student teacher will take part actively in the performance of asanas.
4. The student teacher will prepare a chart of the asanas performed during each class along with its benefits.
5. The student teacher should also practise all the asanas and pranayams five times daily early in the morning.
6. Chanting of pranavas will be done before and after doing asanas in each class.

PHYSICAL AND HEALTH EDUCATION
IN SCHOOLS

OBJECTIVES AND CONTENT:
PRIMARY STAGE

OBJECTIVES:

Objectives of teaching Physical and Health Education at the primary stage are:

Cognitive Domain

- To know and understand the external parts of the human body and their functions.
- To understand that adequate nutritious food is necessary for the growth of the body and maintenance of health.
- To understand the importance of cleanliness and sanitation of his surroundings.
- To understand the importance of taking care of different parts of the body
- To recognise the common diseases prevalent in the locality and understand their preventive and control measures including immunization.
- To establish relationship between nutritional intake in daily diet and nutritional disorders and deficiency diseases
- To recognise the need and importance of personal cleanliness for healthful living
- To develop elementary knowledge about first-aid and care of the sick at home
- To learn the concept of safe water and develop the method of techniques of keeping the water safe
- To develop an understanding of personal and community health practices such as proper toilet habits, disposal of garbage and disposal of waste water etc.
- To understand the health needs, importance of rest, sleep exercise, cleanliness and recreation for the maintenance of health

- To identify various processes and techniques to be followed for the protection and care of various body parts.
- To understand that smoking and chewing tobacco is injurious to health.
- To know the importance of working in a team
- To know the basic terminology used in group activities like mass drill, lezium, dances etc.

Psychomotor Domain

- To keep various part of the body clean
- To demonstrate to younger sibling, how to clean various parts of their body and clothes
- To select and identify food items according to their nutritive value and to eat food in proper combinations from all major food groups
- To participate in cleanliness campaigns in schools and community
- To take necessary safety precautions in day to day life and take appropriate first-aid measures at the time of accidents and emergency
- To provide proper care of sick and young children
- To participate in food preparation, food serving, to follow proper food sanitation practices and avoid wastage of food
- To demonstrate simple techniques of making water safe for drinking
- To acquire the basic skills; walk, run, hop, leap, jump, skip, slide, gallop etc.
- To be initiated into a game or sport like table tennis, swimming etc.

Affective Domain

- To take interest in finding out how different external parts of the body function.
- To take interest in selecting and develop taste in eating food from different food groups and finding out what kinds of food are available in the locality.
- To appreciate the need of avoiding wastage of food at all levels
- To appreciate the importance of physical, mental and social well being.
- To acquire a taste for the food and beautiful things in the environment and develop interest in finding out how the environment can be kept clean and beautiful
- To appreciate the importance of consuming safe water
- To appreciate the role of home, school, community and other agencies in promoting healthy living
- To appreciate the importance of first-aid and care of the sick
- To appreciate the harmful effects of smoking and chewing tobacco.
- To acquire the ability to enjoy group games or activities
- To appreciate success and tolerate failure
- To cooperate with others
- To obey rules of the game

CONTENT: PHYSICAL EDUCATION

1. Free Movements

- (a) Walking, running, jumping, skipping and jogging
- (b) Freehand exercises:exercises for trunk bending, twisting, throwing and catching, kicking and lifting

2. Marching

Single line, left turn, right turn, marching in twos and threes.

3. Rhythmic Activities

- (a) Fundamental movement, wherever possible, to the accompaniment of music
- (b) Locomotor coordination: walk and hop, walk and leap, hop and side walk, gallop and walk
- (c) Action to be performed to rhythm body coordination, bend and stretch, swing, push, pull, strike and dodge.
- (d) Exercises on the balancing bench to the tune of music, walking, running, sliding, balancing, leg swinging, forward and backward
- (e) Story dance: pick out stories pertaining to the region and mime the story to music
- (f) Dances with apparatus: fan dance, ribbon dance, scarf dance, ball dance, bouquet dance (Any two)
- (g) Action songs: imitate harvesting, milkman and boatmen's songs and regional songs
- (h) Work dances: occupational harvesting, plucking of flowers, hewing and fishing woodcutting
- (i) Interpreting music: solo dance, group dance and partner dance
- (j) Folk dances: folk dances of the region, folk dances of other regions, and folk dances of other countries (Indian-Tipri naritva of Gujarat, Machwa naritva of Maharashtra, harvest dance of Rajasthan, desh ki prashansa naritva of Bengali; Western Maypole dance of UK, square dance of USA, Irish Jig, dance of Ireland, and Scottish Heel Dance of Scotland.
- (k) Apparatus Drill: lacium, wand, dumble and ribbon

4. Imitation, story plays and mimetics (only two)

- (a) Imitation: Elephant, frog, rabbit, lion, train, motorcar, bullock cart, dog etc.
- (b) Mimetics: Dog, cat, horse gallop and elephant walk, ducks bears.
- (c) Story Plays: Fox and the Grapes, the Honest Woodcutter, the Ungrateful Lion.

5. Games

A. Small Area Games:

- (a) Cat and rat, snatching the ball, follow the leader, bean bag toss, in the pond, on the bank.
- (b) River and circle, crocodile can't catch me, blindman's bluff, simple tag and variations, and what is the times Mr. Wolf.
- (c) Raja-Rani, lion and the cave, find out the leader, comic tag, a number game.
- (d) Crows and cranes, fire on the mountain, chair tag, find your partner, good morning, bean bag scramble, free and caught, come with me.

B. Leadup Games (Any two)

- (a) Circle kho, line kho, pin football, football, circle football, cricket, tennis ball, tennikoit (Class IV & V only).
- (b) Kabbadi, kho-kho, football, mini volleyball, badminton, hockey, swimming and cricket (Classes IV & V only)

6. Gymnastics (Any two)

- (a) Running at the signal to find a lonely place, arm circling, becoming as tall and as small as they can waving body like branches of a tree, balancing on one leg, swinging arms, action on riding a bicycle (Class I).
- (b) Moving the body and arms freely, leap frog, forward roll and backward roll (Class II)

- (c) Repeat of the previous class work, rabbit jumping on the signal, developing the posture of sitting, standing lifting, bending and stretching straddle, jump and crunch sitting on single, forward/backward roll, money walk and cart wheel. (Class III).
- (d) Repeat of the previous classwork, shoulder roll, cart wheel, balance walk, double roll, wheel and barrow (Class IV)
- (e) Repeat of the previous classwork, hand balance, leg balance, knwe work, dive and roll, vault work, front roll, back roll and pyramids. (Class V).

7. Simple Combatives (Any two)

- (a) Back to back fight, back to back stick pull, pushing into the pit, climbing (Class I)
- (b) Revision of the previous classwork, drake fight, cock fight, lame duck fight, stork wrestle and knock over clab. (Class II).
- (c) Revision of the previous classwork, hand wrestle, push off the bench, stepping on toes, knee slap. (Class III)
- (d) Cock fight, back to back push, hand to hand push, shoulder push. (Classes IV & V).

8. Throws

Ball throw and Obstacle Race (Classes IV & V)

9. Athletics

Boys	Girls
100 Metre Race	50 Metre Race
200 Metre Race	100 Metre Race
400 Metre Race	200 Metre Race
High Jump	High Jump
Long Jump	Long Jump

10. Yogic Exercises (Any Three)

- (a) Padmasana
- (b) Vajrasana
- (c) Paschimotanasana
- (d) Tadasana
- (e) Chakrasana

(Classes IV & V)

CONTENT : HEALTH EDUCATION

1. Personal Hygiene

Developing habits of:

- (a) Washing hands after toilet
 - (i) Avoid walking bare foot specially while going for urination and defecation to avoid worm infection.
- (b) Taking bath daily or as often as possible to be attractive to others and to have a feeling of freshness.
- (c) Cleaning teeth every morning and immediately after food and also before going to bed.
- (d) Washing undergarments everyday and always wearing clean under garments.

2. Environmental Hygiene

- (a) Drinking only clean water and helping to keep the drinking water clean and safe.
- (b) Avoid taking bath or washing clothes and cleaning utensils in drinking water.
- (c) Always using urinals and sanitary latrines for call of nature
- (d) Participating in cleanliness campaigns; washing hands face, feet after doing cleaning job and not accepting any food or drink before wash.

3. Food, Sanitation and Hygiene

- (a) Observe healthy and clean eating habits at
 - i) regular hours
 - ii) no hurry or no worry while eating
 - iii) cheerful disposition
 - iv) limiting eating between meals
 - v) no overeating
- (b) Eating food suitable to one's needs for different seasons
- (c) Encouraging not to waste food and to clean food utensils properly.

4. Exercise, Rest and Sleep

- (a) Taking rest when tired and fatigued.

5. Immunisation

- (a) Willingly accept the immunisation arranged at the school

6. Safety and First-Aid

Observing following safety rules while playing and working

- (a) Staying at safe distance from fire, river, well, pond and other water sources
- (b) Walking on the safer side of the road, street and lane
- (c) Refrain from playing with sharp instruments like knife, scissors, blades, broken glass pieces; and sharp pointed articles.
- (d) Observing the basic principles for first-aid like notifying the accidents to the nearby adults, to give a helping hand to the injured etc.

PHYSICAL AND HEALTH EDUCATION
IN SCHOOLS

OBJECTIVES AND CONTENTS:
MIDDLE STAGE

OBJECTIVES

Objectives of teaching Physical and Health Education at the middle stage are:

Cognitive Domain

- To recognise the various organ systems and state their functions (including the process of reproduction).
- To discuss the concept of nutrients and other constituents of food and their value in daily diet
- To select appropriate food items in order to prepare a balanced diet:
- To state the causes of deficiency diseases and establish their relationship with deficiency of specific nutrients
- To differentiate between proper and improper health, exercise rest, recreation, relaxation, sleep, postures, safety food-handling and care of body parts (especially sense organs), community living and getting along with others, child care practice to assist parents in the care of younger brothers and sisters to protect and promote their health.
- To analyse situations and conditions responsible for making food and water unsafe for human consumption
- To take measures to protect food and water from contamination and spoiling
- To identify factors and conditions influencing his or her own health and that of others
- To recognise common personal, family and community health problems and seek help from teachers and parents to solve them

- To recognise modes of spread of communicable diseases and measures taken for protection from these diseases
- To compare and contrast characteristics of growth and development of boys and girls and establish difference in their growth patterns while growing from boy to man and girl to woman
- To classify personal and community health practices conducive for healthy environment in home, school and community
- To recognise ill effects of tobacco, alcohol, drugs and narcotics on individuals health and family life
- To develop skills in providing first-aid in athletic and other common childhood injuries that occur in the home, school and outside home and school
- To know about qualified health functionaries practising in his or her community to seek help when needed
- To develop organic fitness
- To cultivate habits of engaging in appropriate exercises to meet immediate and future health needs
- To develop neuro muscular skills and to promote the ability to perform work with ease and grace
- To prepare himself for making worthwhile use of major time by acquiring knowledge of sports for the purpose of participating, observing, appreciating and enjoying them.

Psychomotor Domain

- To develop skills of taking care of eyes, ears, teeth and other organs of body
- To take safety and first-aid measures during accidents and emergencies in the play field, school and home
- To demonstrate various techniques and procedures of food preservation and purification of water for drinking

- To provide essential care to the sick at home as directed by the physician or parents
- To participate in activities for improving sanitary conditions in school, home and his/her locality
- To observe socially accepted norms of behaviour in day to day life
- To enable individuals to practise socially acceptable behaviour patterns
- To participate and take interest in at least two major games of his/her choice

Affective Domain

- To apply scientific health knowledge and understanding to solve health problems in home and school
- To prefer healthy practices in day to day situations and show confidence in scientific principles
- To reject superstitions and fads
- To believe that prevention is better than cure
- To rely on scientific medicine
- To appreciate efforts of governmental and voluntary organisations for achieving health for all through community participation
- To develop attitudes of cooperation and good sportsmanship and fair play
- To cultivate such traits of character as self mastery, discipline, courage and confidence
- To develop a sense of patriotism, self-reliance, and desired attitudes for being helpful to others

CONTENT : PHYSICAL EDUCATION

1. Callisthenics

Arms, trunk, abdominal, balancing, twisting, agility/coordination exercises. Two exercise tables of six exercises each of four counts are to be arranged in a rhythmic sequence.

2. Drill and Marching

Quick march, turning while marching and practice of previous work

Change the step on march, double march, salute and salute while marching, open order and close order

Changing direction while marching and changing steps while marching, dismissal

3. Rhythmic Activities

(a) Any three local folk dances (stepping), any two dances of other regions

(b) Any three folk songs/regional songs with action

(c) Apparatus drill: lezium, dumble and wand (Four exercises each)

4. Gymnastics

FOR BOYS

(a) Ground Work: hand spring, hand stand, cart wheel

(b) Vaulting over a box as wolf vault

(c) Parallel Bar - dips, swings, shoulder balance, and chest balance

(d) Roman Ring- leg raising upwards, hand circle forward and hand circle backward.

FOR GIRLS

(a) Matwork: forward roll, backward roll; and cart wheel

(b) Beamwork: Walk with hands on chest, walk and turn, walk and knee bends, walk on the beam with arms in yard position

5. Athletics

(a) General exercises in circle or open order

Races: 50 mts., 100 mts, 200 mts. 2x50 mts. relay(shuttle), techniques of start and finish

Jumps: long jump, high jump

Approach run, take off and flight

Throws: cricket ball throw and soft ball throw

- (b) General warming up and developmental exercises
 Run: 100 mts, 200 mts, 4x100 mts. relay, 400 mts.
 Different techniques of start, sprint and finish
 Jumps: long jump and high jump
 Landing, mid air action and action above the bar
 Throws: putting the shot (8 lbs), practice of initial
 stance, javeline throw (junior) and practice of
 initial stance
- (c) Principles of sprints: 100 mts., run 200 mts. run,
 400 mts. run, 4x100 relay. Techniques of performance
 fixing of starting blocks and principles of jumps,
 warming up.
 Principles of Throws: putting the shot glide, delivery
 and follow through.
 Javeline (Junior) initial stance, approach run and
 release

6. Games

- (a) Minor: touch and run, cat and rat, leader game and
 snatch the handkerchief. Cock and fight, find a
 partner, run and hop and chain tag.
 Dogs and cats, blind hop tap, dodge and march, king
 of the ring and bombardment.
- (b) Major
 Hockey, volleyball, kabaddi, kho-kho, basketball,
 handball, football, cricket, table tennis, softball,
 tennikoit, throwball. (Participation in any two games)
 It should include brief introduction of each game and
 fundamental skills associated with it. The main
 purpose is that students are aware of game rules and
 appreciate the play. But those interested in further
 development should be encouraged to spend additional
 time outside the time table. The schools should
 organise practice sessions for the budding players
 after school hours, if need be.

(c) Lead up Games: pin football, pin basketball, pin hockey, circle kho-kho, keep the ball up, serving in the correct zone and zonal kabaddi.

Five man football, releasing the prisoner kabaddi, zig zag kho, tip and run, one bounce volleyball, zone basketball, small area hockey, tennishall cricket. Cricket, football, five man hockey, kick or touch, throwball, line badminton.

7. Wrestling

(a) Simple hold for 'Go behind'

- i) Wrist or palm and arm drag
- ii) Neck dragging and elbow push
- iii) Elbow lift, and head under arms

(b) Counter holds for above

- i) Blocking with fore arms
- ii) Simple leg pick up

(c) Exercises for development of: strength, stamina and agility

8. Yogic Exercises

(a) Surya namaskar, padmasana, dhanurasana, vajrasana and practice of the previous work

(b) Halasan, ardha salbhasan, suptabajrasan, shavasan and practice of previous work

(c) Kukat asans, sarvang asan, matsya asan, yog mudra, ardha padmasan, pawan-muktasan

CONTENT : HEALTH EDUCATION

- Practice of previous classwork
- Various organ systems and their important functions
- Nutritious food - their selection and preparation
- Growth and development pattern with reference to boys and girls of 12 to 14 years age-group.

- Learnin health related functions of Panchayat and local bodies
- Healthy habits of eating and choosing the food to build a strong body
- Refrain from wasting food while eating
- Disease control - malaria, cholera and common colds
- Clearning and handling of cooking utensils
- Medical check-up to assess growth and health status
- Health rules about sleep, rest and recreation
- Proper food habits
- Harms of smoking, cold drinks, tea and coffee
- Prevention of diseases
- Safety rules - road - playground and at home
- First aid - bandaging, prevention of bleeding, simple artificial respiration, observing the safety measures in cycling, walking, swimming and playing.

...

SPORTS AND PHYSICAL EDUCATION

Sports and physical education are an integral part of the learning process, and will be included in the evaluation of performance. A nation-wide infrastructure for physical education, sports and games will be built into the educational edifice.

The infrastructure will consist of playfields, equipment, coaches and teachers of physical education as part of the school Improvement Programme. Available open spaces in urban areas will be reserved for playgrounds, if necessary by legislation. Efforts will be made to establish sports institutions and hostels where specialised attention will be given to sports activities and sports-related studies, along with normal education. Appropriate encouragement will be given to those talented in sports and games. Due stress will be laid on indigenous traditional games. As a system which promotes an integrated development of body and mind, Yoga will receive special attention. Efforts will be made to introduce yoga in all schools; to this end, it will be introduced in teacher training courses.

NATIONAL POLICY ON EDUCATION 1986

PROGRAMME OF ACTION

YOUTH & SPORTS

1. THE PRESENT SITUATION.

No information about the present position of health, yoga and physical education the school education curricula of different States and Union Territories is available. However, at present, adequate participation and satisfactory performance in sports and physical education is not considered a necessary condition for promotion to the next higher class as in the case of other subjects.

2. The 'National Curriculum for Primary and Secondary Education - A Frame work prepared by N.C.E.R.T. in December, 1985, suggests the following allocation of time in school education for physical and health education:-

- | | |
|--|-----|
| (a) Lower Primary Stage(Class I-V) | 10% |
| (b) Upper Primary stage(Class VI-VIII) | 10% |
| (c) Secondary stage (Classes IX and X) | 8% |

At the senior secondary stage, the scheme of studies prescribed by the CBSE is quite flexible so that the students can select their subjects leaving out the elective subject of physical education altogether.

II. IDENTIFICATION OF KEY AREAS IN THE NATIONAL POLICY ON EDUCATION

7. Two key areas stand out, namely, (i) integration of sports and physical education in the learning process and evaluation of performance and (ii) involvement of youth in national and social development and sports and games, etc., particularly, through educational institutions at the level of higher learning.

III. THE PROGRAMME

8. The following broad programme of action needs to be implemented:-

CURRICULUM

- i) At the lower primary stage, considering the age of children, there is need for considerable physical activity even while they are in school. This need not necessarily involve use of sports equipment. At this level, physical education and games should be only in the form of participation/activities and not in the form of textual reading/learning materials. A minimum of ten periods a week should be devoted for physical education and sports.
- ii) At the upper primary stage, while participation in activities relating to physical education and sports should be the main theme, some elements of textual materials could be introduced also. A minimum of one period a day should be devoted for physical education and sports at this stage.
- vi) The National Council of Educational Research and Training and the University Grants Commission, in concert with appropriate bodies of the State Governments and LNCPE and NSNIS, should finalize a model curriculum and syllabus in physical education including yoga and sports, that could be made applicable to the different stages of school and higher education. NCERT should also prepare the model text books on the subjects relating to physical education, sports and yoga.

- vii) Sports and physical education should be included in the evaluation of performance at different stages of education:

EVALUATION

- a) At the level of school education, assessment of participation and performance in sports and physical education activities may continue to be done in the form of grading. However, the grade awarded to a child in sports and physical education should have the same weightage in the annual examination as is attached to marks and grades in other subjects. Grades in physical education and sports corresponding to failure should be clearly identified.

INFRASTRUCTURE

- viii) In order to make it possible that the above mentioned activities at the stage of school and higher education are included in the curricula and made part of evaluation, creation and supplementing of the available infrastructure in schools and institutes of higher learning would be necessary. The following measures will therefore, have to be taken:
- a) A quick survey should be undertaken by the Central/State agencies of the availability of trained teachers in the sphere of physical education and sports at the stage of school and higher education and also of the physical infrastructure available for these activities in institutions of higher learning.

- b) Basing on the results of the survey, the States and Central agencies should draw up plans so that the necessary infrastructure is provided in all educational institutions, if possible, by the end of the Eighth Five Year Plan.
- d) The local village institutions should be prevailed upon to make available at least one acre of land for a lower primary school and 2.5 acres of land for an upper primary school for use as playgrounds. The local community should be encouraged to undertake the development of the land for sports and benefit of schemes of rural development also made available for this purpose.
- ix) Where playfield facilities and other infrastructure are not readily available in an institution, sports and physical education syllabi should be so designed that they lend themselves for evaluation of performance on a basis comparable to that obtaining in institutions with requisite facilities.
- x) The requirements of equipment for games and sports, keeping in view the rise in prices, are large. On a rough estimate the following minimum amounts per annum should be provided for institutions at various levels:

Lower Primary Schools	Rs.1,000
Upper Primary Schools	Rs.5,000
Secondary/Senior Secondary Schools	15,000
Colleges	25,000
University Campuses	Rs.1,00,000

Twice the amounts mentioned above should be provided to the institutions as non-recurring expenditure.

xi) Integration of physical education and sports with the learning process would require provision and orientation of physical education teachers in various educational institutions. While generally institutions of secondary/senior secondary level have physical education teachers on their staff strength, and a few of the upper primary schools also have physical education teachers, there are no separate physical education teachers in the lower primary schools. To fill in this void:

TEACHERS

- (a) Training in physical education should be made part of the curriculum of teacher curriculum of teachers training institutions at the elementary level (primary and upper primary) as also in the teacher training colleges.
 - b) At least, one teacher in each primary and upper primary school should be exposed to an orientation course in physical education in a phased manner during the vacations commencing from summer break in 1987. The physical education teachers of the nearby secondary schools can be the resource personnel to begin with. The number of the teachers to be oriented will be about 6,00,000. They could be covered at the rate of about 2,00,000 per year. Thus by the end of the Seventh Five Year Plan each lower and upper primary school would have at least one teacher orientated to physical education.
- xvii) Efforts should be made to gradually provide instruction in Yoga at all stages of education up to the higher secondary stage.
- xviii) Yoga should be introduced in the Teacher Training Courses at different levels. Further, for providing in-service training to the existing teachers, well-known institutions in the country should be identified and the teachers provided with training of adequate duration. Having regard

to the nature of yoga, the process will have to be slow and no time limit can be laid down.

- xxi) In keeping with the principle that physical education should be given the same status in educational institutions as other subjects, the physical education teachers at different levels should have the same status as that enjoyed by the teachers in other disciplines. In higher education, physical education should be one of the elective subjects at the undergraduate level, at least in some institutions.

TARGETS AND PHASING

- ii) The integration and evaluation at the lower and upper primary stages can begin when the orientation of at least one teacher in physical education from each school has been completed. The process is likely to take about three years as mentioned earlier, and it may, therefore, be possible to make integration and evaluation at this stage mandatory only from the first year of the Eighth Five Year Plan. Meanwhile, wherever facilities exist and physical education teachers are available, primary schools can be encouraged to lay stress on physical education and sports.

MODERN CONCEPT OF PHYSICAL EDUCATION

S.R. Ghosh
Reader in Phys. Ed.
Kalyani University (W.E.)
&
S. Bhattacharya
R.C.E., Bhubaneswar.

Schools generally had some games and exercises as a part of this co-curricular activities. With rising awareness amongst educationist about the importance of Physical Education it became a compulsory but non-evaluative subject. Further stress was played on it, when the National Policy on Education (1988) made Health and Physical Education a compulsory and evaluative subject in general education (class I-X), with 10% of time allocated to it.

MODERN DEFINITION AND GOALS OF PHYSICAL EDUCATION

Just as the stress on Physical Education has changed so has its definition goals and objectives, What is Physical Education ? Modern concept of Physical Education states that it is that phase of General Education that contributes, mainly through movement experiences, to the total growth and development of each child. It is education of and through movement, and its goals are well defined.

- promotion of physical development and personal physical fitness
- development of competency in a wide variety of physical skills, which help the learner to participate effectively in physical activities.
- development of understanding of movement and pertinent principles governing motor skill, performance.

and in addition, goals shared and complemented by other curricular areas such as development of safety skills, personal values, moral development, cooperative and competitive attitudes and a positive self-image.

OBJECTIVES OF PHYSICAL EDUCATION AT ELEMENTARY LEVEL

Based on these goals certain broad objectives can be defined for the elementary stage of school education which falls under the purview of the DIETs.

- 1) Provision of opportunity to develop and maintain a level of physical fitness commensurate with individual needs.
- 2) Development of understanding how to maintain fitness for life.
- 3) Development of competency in body management and in useful physical skills.
- 4) Providing broad experience and understanding of movement and the underlying principles involved.
- 5) Acquirement of safety skills and habits and development of awareness of safety of others.
- 6) Development of physical skills which lead to participation and enjoyment of wholesome recreational activities.
- 7) Acquirement of personal values that lead to a full and productive life.
- 8) Acquirement of a desirable self-concept.

SOME DIMENSIONS OF PHYSICAL EDUCATION

It would be worthwhile to clarify the meaning of Physical Education. Since Physical Education is an integral

part of education, it is obvious that Physical Education and education should both work harmoniously in the total process of education. Physical Education must proceed towards the goal of education through a well directed programme of properly selected physical activities. Through such a programme, pupils should develop skills necessary in all walks of life and engage in activities conducive to healthful, living, social adjustment and total physical and mental fitness. Physical Education is not only hygiene, physical culture, gymnastics, athletics or physical training. These are some of the areas wrongly taken as Physical Education. On the other hand they are some component parts of Physical Education. Muscular activities play a major role in the development of organic systems of the body such as digestive, circulatory, excretory, cardio-vascular, respiratory and the other systems of human body. Through vigorous muscular activities the muscular system can be properly developed and enable the child to perform his daily activities in a better way and also help him to lead a healthful living, Physical skills can be developed only if effective body coordination is achieved through the various movements of the body, over a long period. Movement in a proper way is necessary for a child's growth in his formative age. The skills that a child acquires in his childhood will not only help him to be physically fit but will also enable him to engage himself in recreative activities in his later life.

Activity 1: Identify some recreational activities suitable for your school which can be linked to physical education.

Further through physical education the child learns leadership, develops self reliance, team spirit and sportsmanship. In brief, it can be said that a physically educated child will be in a better position to lead a healthy and balanced life and will be capable of doing better service to the society. Education is mainly concerned with the youth at his formative period of life when he can learn the values of physical fitness, social adjustment, democratic living. Physical Education is a very effective tool in developing all these aspects in a child. Hence, it is an integral part of education.

Physical Education helps the child in emotional adjustment and in developing social attitudes. Physical Education also plays a vital role in inculcating the cultural values in the child.

Activity 2: Identify Physical Education activities which can inculcate

- a) team work
- b) ways of overcoming emotional stress

In the attainment of the goals of education through Physical Education has some unique outcomes. The first of these unique goals is the acquisition of physical development and personal physical fitness, secondly, the goal of developing a wide variety of physical skills. The third unique outcome is establishing an understanding of movement and the pertinent principles governing motor skill performance. Should these goals not be acquired through Physical Education classes, they will not be realized elsewhere in the curriculum.

In the conclusion it can be said that Physical Education contributes to the development of total personality, helps people to utilise their leisure time in wholesome manner through recreative activities and also plays a great role to bring the handicapped people in the 'mainstream'.

MINIMUM LEVELS OF LEARNING FOR PHYSICAL EDUCATION

S. R. Ghosh
Reader in Physical Education
Kalyani University.

Introduction:

Physical education is one of the most interesting area to children of Primary level. The play or physical activity is instinctive. The children have a natural liking for such activities. The teacher has to take the full advantage of this fondness in teaching these children. Therefore 'play-way' method of teaching has been popularly accepted specially in Primary education. Also, a special care should be taken by the teacher to keep the interest alive. Physical education includes a vast area of activities covering cognitive, affective and psychomotor domain.

Keeping all these areas in view a scheme of M.L.L. should be set up to ascertain the minimum levels of attainment for different classes. The following competencies should be the major aspects on which the M.L.L.s are to be suggested for different classes.

I. Health and physical fitness :

- a) Proportional growth and development
- b) Right posture
- c) Strength
- d) Speed
- e) Endurance
- f) Agility
- g) Balance
- h) Co.ordination

II. Fundamental movements :

- a) Walking
- b) Running
- c) Bending
- d) Jumping
- e) Rotating
- f) Pinoting
- g) Throwing

III. Skills in games and sports :

- a) Minor games
- b) Major games (modified)
- c) Track & Field
- d) Gymnastics
- e) Swimming
- f) Yoga.

IV. Social qualities :

- a) Discipline
- b) Team spirit and co.operation
- c) Sense of belongingness
- d) Leadership

V. Self, defence, self confidence and boldness :
through activities -

- a) Boxing, Wrestling, Karate, Gymnastics, track & field etc.

VI. Moral qualities :

- a) Obeying rules
- b) Respecting officials
- c) Being courteous to opponents
- d) Playing in fair way
- e) Accepting defeat.

VII. Leisure and recreation :

- a) Selecting sports as a leisure time hobby.
- b) Enjoying participation in sports.
- c) Appreciating and enjoying sports as spectators.

Saf Safety in Sports :

Avoiding accidents and injuries -

- a) Playing in proper place
- b) Playing with proper dress
- c) Following safety rules of gymnasium and swimming pool.
- d) Proper use of suitable equipment
- e) Selecting suitable exercises and participating in proper way.

Contd...3..

Emphasis is put on MLL for the attainment of 100% children in the class. But the teacher should not feel satisfied by reaching this target. Opportunity may be provided to gifted children to reach excellence. Allotment of MLL in a class enables the child to cope up with the requirements of next higher class.

There should be a continuous process of both learning and evaluation as one stage does not end in itself. A definite evaluation procedure for physical education is yet to be set up for our purpose. A symetic Evaluation procedure is to be worked out to ascertain achievement of children as expected in different classes. Data based norms may be introduced for assessment of children in different activities. Day to day observation of the teacher should also form a part of the evaluation so that some of the qualities like health habits, discipline, team spirit, fair play etc. get due recognition in the evaluation procedure. Different areas of competencies as suggested above may be kept in view in the process of evaluation.

ORGANISATION OF RECREATIONAL ACTIVITIES

S.C. Rao
D.M.School,
Bhubaneswar.

OVERVIEW:-

To awaken and to keep alive an interest in play and recreation is a real contribution to the education of the individual. All children express an interest in playing recreational activities.

Recreation is a worthwhile, socially accepted, leisure experience, that provide immediate and inherent satisfaction to the individual who voluntarily participates in an activity.

The student will involve in several types of learning in recreational activities. One becomes involved in learning prompt motor responses (skills), in catching, throwing, batting distinguishing between a curve ball and straightball, and making judgements of distance, time, speed and space (interpretation of sensory experience - percepts), remembering the signals, rules and plays (prompt mental response - memory), deciding when and how to try for a new strategy (understanding, problem solving - use of inference), learning to put one's personal whims for the good of the group and to accept the official decisions without flaring up (modification and control of emotional responses), appreciating one's friends, enjoying the game as a game, developing loyalty to the team and school (development of attitudes and ideals - the personal qualities of a good citizen).

Values of Recreation:

Recreational activities influence on the elements of personality like habits, interests, desires, attitudes, beliefs and ideals.

Recreation also influences on the factors like:

- a. happiness
- b. satisfaction
- c. balanced growth
- d. creativeness
- e. competition
- f. character
- g. Mental capacity and learning
- h. Physical health
- i. social health
- j. emotional stability

OBJECTIVES OF RECREATIONAL ACTIVITIES:

- To provide equal opportunity for all
- To provide for both the senses
- To provide opportunities for Co-recreation
- To provide wider range of activities
- To provide passive and active form of recreation
- To provide opportunity for different levels of skills
- To provide carryover leisure time skill and interest
- To provide for different periods of free time
- To be related to other local programmes
- To encourage individuals and groups to provide their own activities.
- To encourage democratic and cooperative planning
- To furnish outlets for satisfying group activity.
- To recognise different tastes and interests of the individuals.
- To provide outlets for creative expression
- To provide for the ill and handicapped.
- To utilise all facilities
- To the wisest use of available resources
- To provide within the financial abilities

- To assure safe and healthful conditions
- To be subject to continuous evaluation
- To utilise voluntary services of individuals and groups

OBJECTIVES

- A study of this module will help you to
- become aware of the concept of recreation and values of recreational programmes.
 - become aware of the objectives of recreational programmes.
 - become aware of common factors influencing the organisation of recreational activities
 - become aware of teaching aids
 - become aware of the evaluation procedures
 - develop skills to participate in various recreational activities
 - create an environment in the school to promote recreational activities and thus promote sportsmanship among students.

GUIDELINES OR GENERAL TEACHING SUGGESTIONS:

1. Try to motivate the student. Create within him a receptive mood of anticipating success and satisfaction, a challenge and a desire to achieve.
2. Explain the objective of the game. Explain how the objective is achieved through offensive and defensive play.
3. Explain enough of the simple rules
4. Place players in position and try the game as a whole for a while.
5. Teach skills separately.
6. Stop the game when necessary to explain a rule or demonstrate a technique. Use good players to demonstrate.

7. Help the learner by teaching the fundamental skill most lacking.
8. Suggestions during practice of the activity will help the student to eliminate errors.
9. Match the drills to the actual game or activity.
10. Audio-visual aids help the learner get an accurate concept of what he is trying to do.

In planning the activities, many factors must be considered by the teacher. The teacher is faced with such factors as the following:

- a. Time
- b. Spaces
- c. Equipment
- d. Bases of groupings in class
- e. Number of groups
- f. Student leaders
- g. Sequence in daily lesson plans
- h. The specific days lesson

The teacher may use any of the following teaching aids while organising recreational activities:

- a. Demonstration by skilled individuals
- b. Motion pictures and film strips
- c. Charts and pictures
- d. Use of the black board
- e. Well illustrated books and magazines
- f. Visits to games between skilled teams
- g. Illustrated talks by skilled people

EVALUATION:

Types of evaluation for recreational activities are:

1. Periodic evaluation
2. General evaluation
3. Specific evaluation

Nature of test: a. Qualitative evaluation depends upon appreciation, values, fitness, outcomes etc. Can be measured by personal interviews. This requires frequent supervision.

b. Qualitative evaluation depends on records and performance.

Tools of evaluation: For qualitative evaluation interviews, questionnaire, checklists, reports, surveys etc.

For quantitative evaluation records basing on achievements.

Evaluation can be done by leader, a group of staff, outside experts or joint committee of experts and participants.

ACTIVITY

1. The teacher educator will organise relay races for the pupil teacher like running by imitation, the actions of different animals, automobiles etc.
2. The teacher educator will divide pupil teachers into different groups and organise competitions in tag games and rhythmic activities etc.
3. The student teacher will actively take part in relay races and other competitions.
4. The student teacher will prepare charts/albums and collect a number of songs in different languages.

SUGGESTED RECREATIONAL ACTIVITIES:

- a. **Immitations:** of frogs, rabbit, elephant, lion, bus, aeroplane, train etc.
- b. **Free play:** Simple games on apparatus and without apparatus: like; Sea-saw, ladder and slide, swings, jungle gym, bridge ladder, rainbow ladder, merry go round etc.
- c. **Callisthenics:**Free arm exercises - Tables of four Counts and eight counts exercises numbering to 6 to 8 exercises in each table. At least 4 to 5 tables
- d. **Set drills:** Dumbbells, Indian clubs, Wards, flag drill, Poledrill etc.
- e. **Formal activities:**Dands, baithakes, Suryanamaskaras.
- f. **Combatives:** Hand pull, Hand push, back to back lift, stepping on toes, Drake fight, cock fight etc.
- g. **Rhythmics:** Lezim, Folk dance, simple dancing steps. etc.
- h. **Marching:** Attention, Stand at ease, Right turn, Left turn, Right about turn, Marching, Right dress, eyes right, eyes front etc. Marching in three files etc.
- i. **Yogasanas:** A minimum of four asanas in each class. Padmasana, Salabasana, Sarvangasan, Sirsasana, Patchimottanasana, Chakrasana, Dhanurasana etc.
- j. **Lead up Games:**Circle Kho, Double Circle Kho. Whip Kabaddi, Touch Kabaddi, Throw ball, Bucket Cricket, Line football etc.
- k. **Relay Races:** Tunnel relay, Ball up and down relay, Horse and rider relay, Driving the pig to the market etc.
- l. **Minor games:** Dodgeball, Dogand the bone, Bull in the ring, Namaskar tag, Chain tag etc.
- m. **Indigeneous games:**Kho-kho, Kabaddi, Fundamental rules and regulations, techniques etc.

- n. Gymnastics: Simple floor exercises like forward
role, Backward role, Headstand, hand
stand, Cartwheel, attention drop,
H-Balance, T-Balance etc.
- o. Track and Field: Short Sprints of 50M, 75M, 100M.
Standing broad jump
Standing high jump
Standing shotput
Zig-Zag relay races etc.
- p. Major Games: Cricket, Football, Volleyball, Basket ball,
Throw ball, Table Tennis etc. Some
fundamental skills and rules and regulations
may be taught.
- q. Lead up games: Circle kho, Double circle kho.
Touch kabaddi, Hand baseball, Throwball,
Zone volleyball, Line football, Softball
Cricket, bucket Cricket etc.

....

Y O G A

B.B.Patnaik
Asst. Director
(Physical Education)
O r i s s a

Yoga has been derived from Sanskrit word YUJ . It means union or yoke. We are familiar with two terminology 'Atma' and 'Paramathma'. Atma is related to human being and 'Paramathma' is some how great at the higher level. There are divergent groups to pull 'Jeevathma' down. It at all you want to unite 'Atma' and 'Paramathma' you have to undergo so many hurdles. Unity or union of 'Atma' with 'Paramathma' is the meaning of Yoga. In christian philosophy also there is God and in-between there is devil. The desires and aspirations are devils. If you can release yourself from the catches of devil then 'Atma' will meet 'Paramatma'. According to hindu philosophy Yoga is there from 3000 B.C. It is there also in 'Gita' which is from 400 B.C. The ultimate aim of all preaching is to unite 'Atma' with 'Paramathma' to attain Mokhaya. We believe re-birth. It all depends upon our work. So, it is said "do your duty what is best and rely on the almighty for the rest. Transference made the human being to elevate the 'Atma' to the level of 'Paramathma'. According to Patanjali the founder of Yoga sutra there are eight stages or limbs of Yoga. They are Yama, Niyama, Asana, Pranayama, Pratyahara, Dharana, Dhanya and Samadhi.

Yama:- There are some ethical principles. The behaviour of an individual or the character must be changed for external purify. The principles are:-

- 1) Ahimsa (Non violence) Ahimsa Parama Dharma - win the heart of the people.

- 2) Satyhya (Truth) Always try to tell the truth (Satya)
- 3) Astheya - Non stealing
- 4) Aparigriha - collecting and hoarding.
- 5) Brahmacharya- (Celebacy). It amounts to the behaviour of one individual. Thinking in terms of good things. Bad thinking itself will have a bad effects on celebacy.

Niyama:- Some principles to be followed for external purity. Niyama is sub-divided.

- 1) Shoucha -(Regularly obeying the call of the nature, cleaning the body regularly. Purity of body leads to purify of mind.
- 2) Santosha - (Contentment, happiness, Trupti.
- 3) Tapah - Japah means penance (Burning the desires).
- 4) Swadhayh:- Self study, Introspection, self assessment.
- 5) Iswara Pranidhana:- God - (consciousness (live on thy to best leave on thy to rest). What ever you do, do for the sake of 'God'.

Asana:- Asana or posture gives strength. Yoga Asanas have acquired an importance which has a twofold character. They are not only a set of physical exercises but a preparatory stage for the practice of Yoga. Asanas are for the purification of the body and setting of it in tune with the nervous equilibrium. That is necessary for engaging one self in the higher concentration. Asanas are learnt from the nature.

Body is a temple which houses the devine spark. According to Yogi this body has been given not for enjoyment alone but for the services of his fellow men during one's life time. By performing asanas the Sadhaka gains health which can not be purchased with money. According to him Health is a state of complete equilibrium of body, mind and spirit. By performing asanas the Yogi will be free from physical disabilities and mental distractions. It helps internal purification of body and mind and cures so many diseases.

Pranayama:- Prana-Yama, Prana means - Breath, Respiration, Life, Energy, Vitality.

Yama means - Expansion, stretching, restrain. The word gives the meaning of extension of breath and its control. Here we come under 3 stages. Inhalation, control, and exalation. Inhaling is known as Puraka, Exalation is Rechaka and Retainsion or control is Kumbhaka. Pranayama is thus the science of breath. It is the hub round which the wheel of life revolves. As lions and tigers are tamed very slowly, so should prana be brought under control very slowly in givadation according to one's capacity and physical limitations.

Pratyahara:- Control of senses (5 senses). It is only possible through rhythmic breathing. Here he tries tosee only internal sole, own Atma. When this stage is reached the Sadhaka will be able to search inward. In this stage Parakaya prabesha stated by Sri Aurovindo or Sankaracharya come in to effect.

Dharana:- When the body has been tempered by Asanas, when the mind has been refined by the final Pranayama and the senses have been brought under control by Pratyahara the sadhaka tries to concentrate on a single point or a state in which he is completely involved . The mind is an instrument which classifies, judges and co-ordinates the impressions from the outside world and those arise within oneself but a thought which is well guarded by a controlled mind brings happiness.

Dhanya :- As water takes the shape of its container, the mind when it contemplates an object it transformed with the shape of that object. When oil is poured from a vessel to another, you can observe the steady and constant flow of the oil. It means concentration is un-interrupted. This state of mind is known as Dhanya means complete meditation.

Samadhi:- Samadhi is the end of Sadhaka's quest. At the being of his meditation he possess in to the state of Samadhi where his body and senses at rest as if they are asleep. It is the realms of infinite bliss, supreme peace Worries, anxieties, and fear which torment the soul dare not enter. All distinctions if caste, creed and colour vanish altogether in the one embrace of Divine Love.

The science that teaches the way of acquiring the knowledge of union of individual soul and supreme soul is called Yoga Shastra. Hata Yoga concerns the physical body and control of breath. Raja Yoga deals with the mind. Raja Yoga and Hata Yoga are necessary counterparts of each other. No one can become a perfect Yogi without the knowledge of the practice of both. Raja Yoga begins where properly practised Hata Yoga ends.

Just as one and the same coat will not suit you and all your brothers, so also one path will not suit all people. There are four paths to suit people of four kinds of temperament. They all lead to the same goal, the attainment of Reality. Roads are different but the destination is the same. The four paths that are inculcated for the achievement of this ultimate truth from the different stand points of the man of action, man of devotion, the mystic man and the philosopher or the man of reason, are separately termed Karma yoga, Bhakti Yoga, Raja Yoga and Jnana Yoga.

The four paths are not antagonistic to one another, but, on the other hand, they are complementary. They only indicate that the different methods are in harmony with each other. One sided development is not commendable. Karma Yoga purifies the mind and develops the hand. Bhakti Yoga develops the heart. Raja Yoga steadies the mind and makes it one pointed. Jnana Yoga removes the veil of ignorance, develops will and reason, and brings in knowledge of self. Therefore, one should practise the four Yogas. You can keep Jnana Yoga at the centre and the other Yogas as auxiliaries to get rapid progress in the spiritual path.

'Asana' is the third Anga of Ashtanga Yoga. Ordinary physical exercises develop the superficial muscles of the body only. But Asanas are intended for the thorough exercise of the internal organs, such as liver, spleen, pancreas, intestines, heart, lungs, brain, and the important ductless glands of the body which are called endocrine glands (thyroid and parathyroid at the root of the neck), adrenals in spleen, pituitary and pineal glands in brain which play a very important part in the economy of nature, in maintaining health, growth and nutrition of different kinds of cells and tissues of the body.

"Sthira-Sukham Asanam - Posture is that which is firm and comfortable". If the Asanas are not firm the mind will be disturbed quickly. You will not have concentration of mind. If the seat becomes firm, you will have progress in your meditation. You will have no consciousness of the body.

The postures are as many in numbers as there are numbers of species of living creatures in this universe (84 lakhs of bodies) . There are 84 lacs of Asanas described by Lord Siva. Among them 84 are the best and among these 84, thirty two have been found very useful for mankind.

There are some Asanas which can be practised while standing. They are Tadasana, Trikonasana, Gorudasana etc. There are some which can be practised while sitting. They are paschimottanasana, Padmasana, Janusirshasana, etc. Some are practised while lying down. These are Uttanapadasana, Pavanamuktasana etc. Some Asanas such as Sirshasana, Vrikshasana, Sarvangasana, Viparita Karani Mudra, etc. are done with head downwards and legs upwards. Generally after the age of ten or twelve these Asanas can be practised. People of twenty to thirty years of age performs all Asanas nicely. Practice for a month or two will render all rigid tendons, muscles and bones very elastic. Even old persons can practise all Asanas. They can give up Sirshasana if they are not physically fit.

A weak sickly body means a weak mind also. Though the body is useless or Jada, yet it is an important instrument for self-realisation. The instrument must be kept clean, strung and healthy. This body is a horse for you to take you to the goal.

PHYSICAL FITNESS & ITS COMPONENTS

Dr. Godavarish Das,
Ph.D. (P.E.)
Principal
Govt. College of Physical
Education, Orissa,
Cuttack - 5.

Fitness of a citizen is the real wealth of a nation. Physical fitness amongst all is the real premium for the nations' progress in all walks of life. A fit citizen in both mind and body is an asset for the development of the nation.

Physical fitness refers to the organic capacity of an individual to perform the tasks of daily living without undue tiredness and fatigue having a reserve of strength and energy available to meet satisfactorily any emergency demands suddenly placed upon him.

Everybody wishes beauty and health, physical and mental fitness, vitality and happiness. Games, sports and mass gymnastics are designed to propagate fitness through rhythmic movements to develop physical fitness of the individuals. In fact, for success in any field of human endeavour, the development and maintenance of physical and mental fitness becomes an indispensable requirement. Besides, games and sports, the rhythmic movement through mass formations, calisthenics, rhythmic gymnastics, lezium, acrobatics, pyramids, yoga, free-play, malkhamb etc. also broaden the base of physical fitness to achieve the twin objective - "Sports for all and fitness for all". The fundamental activities like running, jumping, bending, pushing, pulling and throwing develop physical fitness which is fundamental necessity for the wellbeing of the society.

Games and sports are based on the ideas and concept of science that has brought about fantastic changes in human performances. Competitions and meets that have taken place in these games and sports, are based on the modern approach of the training for the multifarious aspects of players. A well balanced physical fitness and conditioning programme which is

Contd...2..

a process through which an individual is prepared & well adopted - physically and psychologically should be carried out through out the year since the physiological factors have implications for further improvements in training techniques and the components of physical fitness are mutual. exclusive in most cases. Successful performance within the parameters of any one component is in no way predictive of successful performance in another components. Hence the trainer should be very careful with the demands of each movement activity which will improve fitness.

Training and conditioning are most indispensable for sportsman. According to fred wilt "Training involves a series of physical activities deliberately planned & carried out & a mental attitude deliberately cultivated for increasing efficiency in performance" & according to Barney ETAL" Conditioning involves the exposures of the individual to several kinds of scheduled activities which influence to whole individuals, promoting the qualities of organic vigour, sense of personal achievement and self discipline."

Mostly a well balanced conditioning programme includes the physical, psychological & environmental aspects. Physical conditioning which is imperative to all classes of individuals is based on the development of strength, stamina, speed, agility and neuromuscular co-ordination. The physical fitness programme can be based on the general conditioning and specific conditioning programmes and the trainer should bear in mind the sound and detailed knowledge of the requirements of the concerned activity, the thorough knowledge of the individuals, his pros & Cons, a sound knowledge of physiology and the progression to be adopted one for another systematically. The physical education teacher must be familiar with the components of fitness, demands of each movement activity and the various programmes which will improve fitness.

Contd...3..

Components of Physical Fitness:-

1) **STRENGTH :-** This refers to as the capability of overcoming certain resist-ance or off acting against it by muscular tension (the term capability is used here in the sense of functional potential). In other words it can be said that strength is the force that a muscle can exert against a resistance in one maximum effort. Physical fitness requires at least minimal amount of muscula-r strength which is a very important component of physical fitness. In most case, a stronger individual has a greater mechanical advantage in the use of his muscles & is more able to find success in a variety of physical activities.

i) The general strength is overall strength of the body and is the ability to overcome all types of resistance under different conditions satisfactorily & it forms the basis of specific strength.

ii) The specific strength is always movement or activity specific & it always comes into expression in a form in which it is very intimately connected with technical skill and conditional & co-ordinative abilities.

iii) Relative strength is normally possessed in relation to ones' body weight. The relative strength is a ratio which is got by dividing the maximum strength by body weight.

iv) Maximum strength is the highest possible resistance of an individual can overcome through voluntary contraction of muscles.

v) Explosive strength is an ability of a muscle or a group of muscles to over-come resistance with high speed.

vi) Strength endurance is the ability to overcome or act against resistance under conditions of fatigue.

The activities which help to develop strength are circuit training weight training, up-hill running, sand running, knee-deep water running and selected isometric(static), isotonic (dynamic) exercises and some of them may be clarified as under.

Contd.....4..

a) Circuit training is an organisational and methodical process for complex training of conditional qualities, especially strength endurance.

b) Isotonic(dynamic) Contraction of muscle results in changing its length.

c) Isometric(static) is the contraction of muscle against in-surmountable resistance with constant length of muscle.

2) **SPEED :-** Speed is the ability to execute the motor actions under given conditions in minimum possible time. This also refers to rapidity with which successive movements of the same kind can be performed. Speed ability is highly movement specific. This appears in different forms like reaction ability, movement speed, acceleration ability, locomotor ability and speed endurance in different sports. Speed has two phases - the first phase is reaction time and the second phase is movement time. Taken together, reaction time + movement time result in the measure we call movement speed.

3) **ENDURANCE:-** Endurance according to physiologists is the most important component of physical fitness. Endurance is the resistance capacity of organism against fatigue during sports exercises of long duration i.e. to maintain a load of relatively high intensity during a longer time. Endurance enables the sports man to maintain an optimum pace during the competition and ensures good quality of the technical skills like accuracy, precision & Rhythm. The Sportsman having endurance can take higher training load & can recover quickly. Endurance enables sportsman to remain alert during competition. The basic endurance, general endurance, and the specific endurance help to perform the activities satisfactory. This endurance can be improved through continuous method, interval method, repetition method, competition and control method.

Contd.....5..

Muscular endurance concerns the ability of a muscle to repeat identical movements or pressures or to maintain a certain degree of tension over a period of time.

This refers to the ability of circulatory and respiratory system to respond to prolonged total physical exertion. Activities that cause the circulatory & respiratory system to respond by increasing their output come under this.

4. FLEXIBILITY:- Flexibility is the ability to execute movement with greater amplitude and it is referred to as pertaining a particular joint. Flexibility is basic pre-requisite for a good quantitative & qualitative execution of a sports movement and the motor abilities like strength, speed, endurance & agility are fully realised, resulting in the prevention of injuries. The flexibility can be passive, active and dynamic and the factors that determined flexibility are anatomical structure of the bone ends forming the joints, the length arrangement and stretchability of the muscles and ligaments of a joint, muscle strength & co-ordination.

5. Co-ordinative abilities:- The co-ordinative abilities are performance pre-requisites & are primarily dependant upon the processes of movement control and regulation. The product of certain co-ordinative abilities is known as agility and agility in each sport is essentially different since each sport is essentially different since each sport requires different types of movements. Agility is the ability to change directions and positions rapidly and effectively in an instant's notice and the motor learning ability depends to a large extent on this level of co-ordinative abilities which are an invaluable asset for learning of complex techniques at different stages of training. The various co-ordinative abilities like the orientation ability, coupling ability, differentiation ability,

balance ability, rhythm ability, reaction ability and adaptation ability are very important for sports and total physical fitness.

Realising the out comes from physical fitness, wheather he is a child or old, youth or handicapped, one should not neglect to develop the components of physical fitness. That's why kipling once said.

"Nations have passed away
Leaves no traces of it,
History gives the naked truth
They fail, their nation perished
Due to one single reason
- Because their people were not fit".

Module No. HPE No.6

PRIMARY HEALTH CARE SET UP AND ORGANISATION

Sisir Chandra Parida
Health Education Office
State IEC Centre
Nayapalli,
Bhubaneswar.

BRIEF HISTORY OF DEVELOPMENT
OF PRIMARY HEALTH CARE SYSTEM

Keeping in view the constitutional obligations, the Govt. of India planned several approaches for the health care delivery. The basis for organisation of health services in India through the primary health care approach was laid by the recommendations and guidance given by the Health Survey and Development Committee (Bhore Committee) in 1946. As a part of the community development programme which was launched in October, 1952, it was proposed to establish one primary Health Centre (P.H.C.) for each community development block. At that time the operational responsibilities of the P.H.C. were to cover medical care, control of communicable diseases, maternal and child health (M.C.H.) nutrition, health education, school health, environmental sanitation and the collection of vital statistics. Each P.H.C. had three sub-centre which were looked after by trained mid wife to provide M.C.H. services.

Subsequently, the health services organisation and infrastructure have undergone extensive changes and expansion in phased manner.

HEALTH FOR ALL BY 2000 A.D.

India is a signatory to the 'Alma Ata Declaration of 1978' and it is committed to attaining the goals of 'Health For All by 2000 AD'. through the primary Health Care approach.

In the international conference on Primary Health care, which was jointly organised by the W.H.O. and UNICEF in Alma Ata was endorsed and it was further stated that Primary Health Care would be the key to attaining this goal.

CONCEPT AND COVERAGE OF PRIMARY HEALTH CARE

It has been defined as an essential health care which should be based on practical, scientifically sound and socially acceptable' methods and technology. It should be made accessible to the individuals, families and community through their full participation. It should be made available at a cost which the community and country can afford to maintain at every stage of its development in a spirit of self reliance and self determination.

Primary health care is the first level of contact of the individuals, the family and the community with the national health system bringing health care as close as possible to where the people live and work.

For achieving success in Health for All at least eight essential components of primary health care need to be properly implemented. For their effective implementation, co-operation and support of other departments of Government like education, Agriculture, Panchayat Raj etc. are be vital.

It can be very well recognised that planning, organisation and operation of primary health care is a long process and total population coverage may be achieved progressively in stage.

NET-WORK OF HEALTH SYSTEM INFRASTRUCTURE

The country is divided into states which are again divided into administrative districts. Each district is divided into sub-districts or sub-divisions under which the

community development blocks, are situated.

Over the past four decades the health services infrastructure and health care facilities have been expanded considerably. It is aimed at further improvement particularly of rural oriented facilities. An indication of the net work of Health system Infrastructure is given in the following table.

National Level	-	Ministry of Health & Family Welfare.
State Level	-	Department of Health and Family Welfare.
District Level	-	District Hd. Qrs. Hospital (with specialist services).
District Level	-	District Head Qrs. Hospital (with specialist services).
Sub-Divisional Level	-	Sub-Divisional Hospital (with specialist services)
Block Level	-	Up graded P.H.Cs (with specialist services) Community Health Centre (with Specialist services) Primary Health Centre
Sector Level	-	Sub-centre
Village Level	-	Health Guide and T.B.A.

There are also a few Medical College Hospitals in the states and union territories with sophisticated medical equipments and specialist services.

Organisations functioning and facilities available at different levels as described below,

a) Organisation at National Level:

The Union Ministry of Health and family Welfare has got two technical departments one in the Health Deptt. headed by the Directorate General of Health Services and another is the Family Welfare Department headed by the Commissioner Family Welfare. The executive wing as well as technical departments are under the overall administrative control of the secretary to Govt. of India.

b) Organisation at State Level

Under the Ministry of Health and Family Welfare in each state, there is a department of Health & Family Welfare which controls the Directorate of Health Services, Directorate of Family Welfare, Directorate of Medical Education of Training and Directorate of Indian System of Medicines. Each Directorate is headed by a Director.

c) Facilities at District Level

The district health authority, that is, the Chief District Medical Officer is assisted by the Addl. C.D.M.O. and other programme officers like A.D.M.O.(Medl.), ADMO (P.H.), D.M.O., D.T.O., D.I.O. and M.E.M. Officers. There is a District Head Qrs. Hospital with a number of specialists.

The district health organisation should be appropriately strengthened to cater to the growing needs of the expanding rural health and family welfare programmes. Not only the planning, implementation and monitoring of health and family welfare programmes are to be carried out at the district level, but also all the referral services

from periphery i.e., P.H.Cs, Community Health Centres and Sub-Divisional hospitals are to be attended satisfactorily.

The primary health care will be provided by the Health workers (male & female) at the sub-centre level. Ofcourse the trained Birth Attendant and Village Health Guide can provide some services at the village level. The cases needing further help will be dealt with at the P.H.C. and those needing referral support by the specialists would be referred to the Community Health Centre or upgraded P.H.C. The second and third level referred supporters will be provided at the district Hl.qrs.hospital and the Medical College respectively.

d) Facilities at Community Health Centre

For a successful health care programme, effective referral support is to be provided. For this purpose, one community Health Centre is being established for every one lakh population and this centre will provide the main specialist services. The C.H.Cs are being established either by upgrading the sub-divisional hospital or some of the P.H.Cs or by creating new centre wherever absolutely needed.

e) Facilities at P.H.C Level.

One P.H.C. was established in each community development blocks which covers about one lakh population. Now one additional P.H.C. is being established for every 30,000 population. But at present one sub-centre is being established for 5,000 population in coastal/plain areas and 3,000 population in inaccessible/hilly and tribal areas.

f) Facilities at village level

In village for about 1,000 population, there is one Health Guide and one Trained Birth Attendant and

are selected from the village community. These two village level functionaries are trained at the P.H.C. and they receive technical support and continuing education from the Health workers (male & female) posted at the sub-centre.

Essential Components included in Primary Health Care

According to the Alma Ata Declaration following components are to be included in Primary Health care.

1. Health education to the people about prevailing health problems and methods of preventing and controlling them.
2. Proper nutrition.
3. Supply of safe water and basic sanitation.
4. M.C.H. Care and family planning.
5. Immunisation against major infectious diseases.
6. Prevention and control of communicable diseases.
7. Treatment of common diseases and injuries.
8. Provision of essential drugs.

Supportive Activities required for the success of Primary Health Care.

As recommended by the W.H.O., following supportive activities are essential for successful implementation of primary Health Care.

1. Community involvement and participation.
2. Intra and inter-sectoral co-ordination.
3. Development of effective referral support
4. Development and mobilisation of resources
5. Involvement of managerial processes
6. Health manpower development

ROLE OF HEALTH EDUCATION IN PRIMARY HEALTH CARE

Health education plays a vital role for success of primary health care. It is economically viable and most effective. It has sustained effects on the people. It helps the people to control prevent and eradicate the diseases. It creates health consciousness and provides impetus to lead a healthy, happy and prosperous life. It helps the people to be self-reliant for healthful living.

Unfortunately it is often complained that people are not accepting or utilising the health services provided at their door steps. The problem of non-acceptance is visualised as a failure on the part of the people and it is never reckoned to be the fault of the health services system. In such circumstances, Health Education has been considered to be a panacea for all the failures, the reasons of which are often termed as 'Orthodox families', 'problem cases', defaulters', non-acceptors', ignorant', illiterate', non-cooperative etc.

Teacher as Health Educator

Teacher in general and primary school teachers in particular can contribute to the success of primary health care, provided they play the role of an effective Health educator. They deal with the students and have access to their parents. They can teach personal hygiene and sanitation aspect to the students. They can provide supportive role required for success of primary health care by involving the community and increasing their participation.

Today we visualise a desire amongst people to acquire knowledge in different aspects of noly health

but also on social and economic development. Illiterate they may be, but they have plenty of desires to know things. In this situation, teachers can play a vital role to provide some basic information and knowledge on health.

REFERENCES

1. World Health Organisation (1983) - Strategies for Health for All by 2000 A.D.
2. World Health Organisation (1982) - Review of Primary Health Care Devp.
3. Govt. of India (1983) - National Health Policy
4. Primary Health Care in India - Somnath Roy
5. Govt. of India (1980) - Primary Health Care in India.

Module No.HPE 7

ROLE OF TEACHERS IN SAFETY EDUCATION AT ELEMENTARY

Shakuntala Bhattacharya

Need for safety Education in Elementary Schools.

Humans have evolved as adventurous social animals. During the course of evolution they become alert to dangers that threaten their survival. The anticipation of danger and the ability to avoid and overcome them became a part of the social fabric. In spite of this accidents do happen. They result from violation of rules, regulations, procedures and courtesies that have evolved over the years. Accidents are symptoms of disorder within the individual, customs of the community or the breakdown of a system.

Only a certain percent of present day accidents are caused by hazards in the environment, the rest have human causes. At the elementary age level such accidents are caused by

- a) lack of knowledge and experience by children of cause and effect
- b) lack of skill in such activities as swimming, using ladders and crossing busy roads
- c) improper attitudes and personal traits - e.g. showing bravado by taking unnecessary risks
- d) inadequate emotional health, yielding an "accident prone" frame of mind.

Accident prevention in the school involves fostering a safe environment, (both physical and social), promoting mental well-being, and providing opportunities for practising safe behaviour. Conceptualization of safety is a cultural concept. We can think of safety as a series of habits which

have to be inculcated into the child during the formative years. Safety skills when integrated into other essential skills becomes the basis for a sensible life style. The role of the teacher is to develop in the pupils those attitudes that encourage them to act in the interest of their own safety, that of their families and society. Concern for safety in the classroom and life should not prevent the teachers from encouraging initiative, adventure and discovery. Another responsibility of the teacher is to guide the students in moulding sound values, in guiding their decision making and thoughts to positive aspects and in regulating their behaviour.

Safety habits once inculcated lasts through life and many accidents can be avoided. Once accidents occur however it is very necessary to give first aid.

After going through this module the learners will be able to

- identify places and situations with potential hazards in the environment
- become familiar with the principles of safety
- become aware of the first aid to apply if accident occur.

SAFETY WHERE ?

(a) ROAD SAFETY

The most familiar area where safety rules are fairly well known is road safety. Growing amount of fast traffic even on rural roads poses great hazards to the pedestrian and to vehicles. The young pupils should be taught to cross roads safely and to drive safely.

Activity 1: List the safety rules to be followed by pedestrians and cyclists.

It is not only necessary to know rules of road safety but also to practise them. In large cities there are "traffic parks" where police personnel offer training in road safety rules. In rural areas however no such facilities are available and teachers.

must devise ways and means to teach these rules. A simulated situation may be set up with students acting out the part of pedestrian, cyclists, policeman etc. After practise in the school, the pupils under supervision may be encouraged to cross busy intersections. Other methods is to have posters made up from advertisements that are put in newspapers particularly during "traffic safety week". TV has also "spots" on road safety - and if most pupils have access to TV these may be discussed.

(b) SAFETY IN SCHOOL

Safety in the school is the direct responsibility of the teachers, and therefore one should be particularly aware of the hazards that exist in the classroom and the playground. In the classroom, the hazards might arise from children poking things into their ears and noses, unsafe conduct of experiments with fire and hazardous chemicals. In addition field trips may also pose a number of hazards. The largest number of accidents occur on the playground. These include injuries to the eye(particularly when playing with bows and arrows), cuts, bruises and sprains most of which can be avoided if proper care is taken.

- Activity 2: (a) Make a list of the hazards in playground and ways to overcome them.
(b) List the precautions to be taken during a field trip.

Unlike road safety rules, the precautionary activities cannot be taught to the child in specific lessons; however constant vigils and warnings by the teacher should lead inculcation of habits which prevent accidents. If accidents do occur inspite of care taken by the teacher the teacher should apply first-aid as outlined in the last section.

(C) SAFETY AT HOME

many of the safety procedures that apply to the school also applies to the home. Some precautions include

- keep sharp objects out of the reach of small children
- keep medicines, pesticides and other harmful materials away from children
- fire hazards prevention

Activity 3: Ask teachers to make a list of 10 dos and don'ts regarding safety in the home for elementary school children.

Special feasts like Holi, Diwali and other festivities require extra safety precautions. The hazards, precautions and first aid are usually given over TV and Radio.

(d) SAFETY ON FIELD TRIPS

The safety of children while on a field trip are of prime concern to the accompanying teachers. For this reason they should survey the proposed site well in advance to identify potential hazards e.g. sharp objects, holes, slippery areas, fauna (poisonous insects, snakes etc.), busy roads. Entering deep water (rivers and ponds) should be forbidden for young pupils even if they claim to know swimming. Students should preferably move on groups, and within in sight of the teachers. Always carry a first aid box .

Activity 4: Make a list of safety warnings for pupils before going on a field trip.

FIRST AID

First aid is not medical treatment. It is ~~something~~ something it is done immediately after the accident and before medical treatment. If injury is not much first aid might prove sufficient. Some ~~can~~ simple ones are outlined below.

CUTS AND BRUISES: Wash in clean, warm water, thoroughly to remove adhering dirt. Apply antiseptic. If the cut is deep and bleeding profusely, then apply pressure above the wound to stop blood. The pressure should not be continuous as the parts lying below wounded area should not be deprived oxygen. Get medical attention. Stitches may be required.

SPRAINS: Apply cold formenation. Avoid using the part. Do not rub. If the swelling goes down after some hours it is a sprain. If pain and swelling continues consult doctor. It may be a fracture or torn ligament.

FRACTURES: Fractures are not uncommon among children. To prevent aggravation of damage, stiffen by lying splines and unmobilising the part. Consult doctor at once.

INSECT BITE: Apply a dilute sodi-bi-carb solution. Some bites may lead to allergies. In such case see a doctor. If stings are left it may help to remove the sting.

SAND OR DUST IN EYE: Wash eye with clean cold water. Do not rub. The rough particles may scratch the eye and cause immense damage. If the particle still persists, hold the upper lid and bring it down over the lower lid. This may dislodge the particle.

BURNS: Hold burnt portion under cold (not ice) water till burning sensation ceases. Do not apply anything. Prompt treatment prevents blisters.

Module No.HPE-8

PHYSICAL EDUCATION AND GAMES FOR THE
VISUALLY HANDICAPPED

Dr. Sushil Kumar Goel

Background:

The blind people are handicapped with fubleness, awkwardness and helplessness, in addition to blindness. The vitality of the blind is much below the average vitality of the sighted and any system of education which does not recognise and try to overcome that defect will be a failure. Even if a blind person is an accomplished scholar, a good musician, a skilled mechanic; no employer would appoint him if he is timid, awkward and helpless? Without confidence, courage and determination to go about freely in the world there is no chance of success for a blind person and that confidence and courage are given by the playground and gymnasium. Children with impaired vision have the same needs for physical activities as others. But the fact that they are unable to see normally does restrict their play activity to such an extent that they are noticeably retarded in their physical development. Inactivity can result in poor neuromuscular coordination and endurance posture may be poor because of lack of strength in posture muscles. Failure to participate in physical education programme contributes to the tendency to withdraw from society. Helen Keller must have had some of these things in mind when she said, "The cause of the blind is not blindness but idleness. Because the urges of a blind child to move and play are frustrated he often develops certain mannerisms, known as blindness. These are physical movements through which he seeks to fulfil the need for muscular movement without

moving about through space. Rocking back and forth, twitching of the head and jerking of the limbs are characteristics of blindisms. It is desirable to overcome these mannerisms. The aim of the special physical education programme is to help the student to achieve optimum physical, mental and social growth through a carefully planned programme of selected physical activities. To accomplish it the following objectives are set forth:-

- a) Develop optimum physical fitness.
- b) Develop skills in the basic motor movements.
- c) Develop a variety of sports skill for participation in sports as a worthy leisure time activity.
- d) Develop a desire for continuous physical improvement.
- e) Improve body image kinesthetic sense.
- f) Promote an understanding in the student of the nature of his handicap and its limitation while emphasising the potentialities which may be developed.
- g) Give a student a feeling of value and worth as an individual regardless of his handicap.

Physical Education is today accepted as an essential part of education and has an important role to play in the welfare of the Blind. There is lot of confusion in interpreting what physical education is and what its programme should be. Since most of the institutions are under private management, their financial resources are limited and only the very minimum of facilities are provided. Even schools with reasonable financial resources find it difficult to get open play grounds if they are situated in a city. A spacious playground is an essential part of a school, for no satisfactory programme of physical education can ever

be carried out without outdoor space. The ground shall be well laid out with various areas planned for promoting variety of activities. As a safety precaution the play area should be free of non-essential equipment of and unnecessary obstructions. For outdoor playing fields, hedges and shady trees are considered desirable boundaries rather than walls or fences which present a certain element of danger. Boundaries for games can be indicated by the in bound area composed of concrete and outbound area of sand or grass. Players will then be able to tell by foot sensitivity when they step out of bounds. To guide blind for outside running events, wires can be placed along the path of the runner to guide him. The runner will have some sort of warning at the finish line; a sort of auditory signal such as a whistle may be sounded. Very few schools possess a Gymnasium worth the name. Every school should possess a Gymnasium so that physical education programme can be conducted regularly throughout the year without being interfered by monsoon. Further certain activities are better adopted for indoor conditions. Apparatus is fixed under shady trees with the ground well levelled. It is not comfortable to use them when the sun is strong. Lack of playgrounds naturally leads to inadequate equipment. It is also due to the non-availability of certain types of equipment which are not manufactured in India. The balls to be used by the blind should be larger in size and softer and they should be painted white or yellow to make them more easily seen by those with some vision. Bells or rattles inside the balls help to indicate location to the blind. One reason why ball games are not promoted in India schools for the blind is the non-availability of balls. The special balls like sound balls or bell balls are not available in India.

Games for the Blind:

In some of the institutions in India, the following games are available (a) Playing Cards, (b) Chess, (c) Cricket Ball, (d) Draughts Board, (e) Chinese Checker, (f) Puggles, etc. These games are mainly indoor games and their adaptation for the use of the blind is easy. Both the blind and the sighted can play together the games like chess and cards which provide recreation as well as contact with people. Recently the Western World has started popularising sports like swimming, ball games, track and field events and wrestling. Regular sports help in rehabilitation and integration and are significant for the mobility of the blind. In India, cricket is becoming popular among the blind boys. The institutions should welcome their efforts and try to encourage them further for other suitable steps.

Nearly all the varieties of activities offered to normal children can be presented to blind children. Some require more adaptation than the others but the blind children enjoy and need participation in the same games, sports and physical activities. Dancing has value for the development of rhythm, timing and coordination and as a means of expression through movement. Swimming is high in recreational and safety values and is one of the best forms of total experience. Wrestling offers an unusual outlet for all-out performance of strength, speed, ability and endurance. Developmental and corrective exercises are of particular value because they provide a safe kind of vigorous activity in which improvement of body mechanics and the development of strength, endurance and agility are readily available.

Physical education programme in a school can be divided into two parts:- (a) Instruction period - Physical education within the time table & (b) Participation period - physical education outside the time table.

(a) Instruction period is used to teach the activities as prescribed in the syllabus. Physical education classes are included in the time table. Usually, two/three periods a week are allotted for lower classes and only one/two periods a week are allotted for higher classes.

(b) Participation period is usually after the regular classes. During this period students join in various activities at their option. During such participation they play games of their choice and get coaching for developing higher skills. So provide practically every student to participate in competitions a good intramural programme should be organised. There is some difference of opinion regarding participation by the blind in interscholastic athletics. There is no substantial evidence to indicate whether the values or evils which appear in the competitive sports programme for normal youngsters are greater or lesser for blind players. It would seem desirable to provide the same opportunities for blind students. Competition may present a difficult problem as there will be few blind schools near enough to make travel feasible. Competition with regular schools in certain events can be conducted satisfactorily.

Physical education is a specialised field with its own techniques and levels. For the best results, it is therefore important that the teachers of physical education are appropriately trained. Qualified physical education teachers are available in some schools but they are not

specially trained to teach the blind. In many schools class teachers who are good at games and, interested in games help in conducting play activities. Techniques of teaching may be defined as the special methods. The teacher uses to handle instructional problems efficiently and to deal effectively with the varied responses of different children. Teaching techniques used by physical education of teachers are of three general types, viz, verbalization, visualization and kinesthesia. Out of these verbalization and kinesthesia can be used for the visually handicapped. Verbalization refers to the use of spoken word in the process of teaching. Describing a skill is an example of the use of this technique. The use of kinesthesia refers to the involvement of muscular activity in teaching learning situation. In a sense the adjustment a student makes when his muscular movements have not achieved satisfactory result is a phase of kinesthesia.

In view of the above it, therefore, becomes necessary to develop a special training programme to qualify a physical education teacher to teach physical education to blind children. Education and training is the manifestation of divinity and perfection which lies in human spirit and soul. Physical education is an education through physical activities for development of total personality of the individual to its fitness and perfection in body, mind and spirit. It has commonly been said that, "If wealth is lost, nothing is lost. If health is lost, something is lost. If character is lost everything is lost". Physical education plays no less an important part than education in academic subject in the coordinated development of the personality of the child to make him a physically fit, mentally alert, emotionally sound and socially acceptable citizen. Physical education plays a vital role in modern life. Moral health depends on physical equilibrium. Physical education has an important influence

on the development of personal character. It has helped to achieve physical, mental, social and moral qualities to develop the total personality of man, which is the ultimate aim of education. The aim of physical education is to provide skilled leadership, adequate facilities and ample time for affording maximum opportunities for individuals and groups to participate in situation that are physically wholesome, mentally stimulating and satisfying and socially sound. The aim of physical education is to maintain and improve health to looser up and strengthen the muscles, improve physical resistance and turn a child into an agile and lively being. This can be categorised as:-

- 1) Conservation of Physical and emotional health;
- 2) Development of body, leading to the harmonious development of all organs;
- 3) Inculcation of qualities of endurance, patience, selfcontrol, courage, etc. and;
- 4) Development of regular habits of work and play with due emphasis on intellectual, moral and physical development.

Physical education is universally considered as an integral part of education because it contributes to the attainment of fundamental process, co-ethical character, worthy borne membership and good citizenship. It is that phase of education which has to do with the development and training of the whole individual through physical activities. "Practice makes a man perfect" is true when only practice is done in the proper style of execution . Execution of skill in the proper style is important for achieving higher performances and satisfactory results. One of the prime factors to enjoy is mastery of skills. Skill is defined as the ability to

perform. Performance of right type of activities leads to the following benefits:-

- 1) The heart and blood vessels operate more efficiently. The heart is able to pump more blood per contraction, this doing more work with less effort.
- 2) The respiratory system functions more efficiently. Exchange of carbon dioxide and oxygen takes place more rapidly and vital capacity is increased.
- 3) The work capacity of the muscular system is increased making for greater endurance.
- 4) The central nervous system is trained to coordinate other systems effectively. Finally the general health is improved by proper exercise. Then it increases the individual's zeal and alertness, making him a more vibrant, efficient being.

Physical education gives practical training to the blind to become a fully trained person to take his right place in society and often brings the blind and the sighted together. A blind person does not differ from a sighted person as far as his mental structure is concerned physical activity is the best way to prevent blind individuals from getting isolated and lonely. The blind should be encouraged to find their way to the sighted and ultimately the sighted may want to learn or know the events that are typical of the visually handicapped. Physical activities and exercises are of particular importance to the blind because their possibilities to move around are limited if we compare them with the sighted. If the limitations of the blind are taken into consideration, many physical exercises can be modified according to the needs of the blind. Pity and overprotection by the parents on account of lack of information have prevented many blind persons from participating

in physical activities. As a result, the large trunk muscles and vital organs will not develop. Safety precautions should be given importance. Environment must be familiar to the participants in physical activities. All equipment and apparatus must be checked carefully and they should be taught carefully how to use them. Another important factor is that participants should be well informed about the apparatus they are going to use.

Continuous coordination between physical education and health care is a must. The physical educator must follow the advice of the physiotherapist and doctor and then apply the exercises to the blind. The main objective of physical exercise and corrective therapy is physical restoration, and that's 'physical education of the blind' may be called 'physical rehabilitation of the blind'.

Corrective Exercises

Visually handicapped children can benefit from corrective exercises in posture, coordination gait, etc. These children need to be engaged in elementary activities such as jumping from the bottom step of a flight, climbing stairs correctly, hopping, skipping, jumping upward and forward, running, etc. Without attaining mastery in these activities, the blind children may not be able to participate actively with more experienced sighted children of the same chronological age. These children then come to kindergarten or first grade at a lower level of readiness for physical education than their seeing peers. Since they can neither see themselves in mirrors nor they can see others to imitate, they need to be given necessary activities and active play experiences - walking, jumping, climbing, rolling, hopping etc. - so common to young children to strengthen muscles and produce tone.

Day School Programmes

In day school programmes, the classes are of large size and the physical education teachers may hesitate to include a visually handicapped child lest he be injured. The resource room teacher should work out a cooperative arrangement with physical education teachers and with regular classroom teachers. In order to provide physical education for the visually handicapped and yet not put the school at a disadvantage, a mobility teacher might serve here as physical education teacher. Thus he combines his training in physical education and special education. He may divide his pupils into two or three homogeneous groups and then include sighted children to provide healthy integration.

Residential Programmes

In a residential programme, classes are small, although a given group of children has its range of abilities and heterogeneity. Specialised equipment and adapted conditions make physical activity natural and pleasant. Rules of games and techniques of play can be modified—using a large ball instead of the standard size, rolling the ball instead of throwing it, using a guide wire in track events, etc. Teachers may have had some special education training in the area by the physically handicapped and be less fearful about active play for these children.

Physical Education and Recreation

Physical Education and recreation run in a parallel line rather than lying end to end. recreation can be reasonably two are not separable. Frequently

physical education programmes fail, not because there are too few organised sports at school but rather because children, when not in school under the direction by the teacher or coach, either do not know how to use leisure time profitably or have no desire to be so engaged.

As far as family recreation is concerned; some activities, such as table games, regarding, membership in clubs, spectator sports, etc. may be mentioned. Some of them are conducted singly, whereas others are best enjoyed in the company of friends, seeing or visually handicapped. Some pastimes are sedentary, while others are active and vigorous. Variety is the key to refreshing leisure time pursuits.

EFFECT OF EXERCISE ON BODY:MUSCLE, RESPIRATION,HEART

Manamohan Rout,
Lecturer,
Govt. College of
Physical Education,
Cuttack.

The human body seems to be a simple structure as we observe it daily. But practically it is the most complex structure in the universe. Everyone of us is in charge of this delicate and intricate machine, the body and it is our foremost duty to learn how it works and how it can be looked after properly. To study about it two branches of science have been developed, namely anatomy and physiology describing the structure and function of the body respectively. In other words the body is the congregation of different units or systems. As some locomotive to run properly with all its parts must be well oiled and well organised, likewise the human body needs exactly that to have all its organic systems in good condition and properly systematised. Ultimately bringing in the soundness of organisms life i.e. proper health and fitness.

The different physiological systems, again brought in one major scientific area in the field of physical education and mass fitness programmes which grows rapidly now -a-days is that of exercise physiology. Over the years much have been experimented concerning the pros and cons of exercise on the normal growth and development of the young child. The effects of

physical activity resulting from various researches indicates that exercise in general not only contributes to the normal growth and development of the bones and muscles but also it acts as the stimulant in the development of the other vital internal organs.

Exercise physiology is the effects of exercise on different organic systems of the body. The systems present in our body are muscular system, skeletal, circulatory, digestive, respiratory, reproductive, excretory, endocrine, senses etc. specifically exercise physiology is concerned with those systems responses and adaptations to exercise. The modifications commencing during exercises may be short termed but it can be long termed as long as the activity continued on a regular basis. Knowledge of the effects of exercise is essential and helpful for the practitioners, whether they are participants or teachers in schools, coaches fitness leaders or the physical education teachers.

Exercise is needed for all year long starting from the childhood to old ages. For proper functioning the human organism and organic systems, need exercise as an essential ingredient on a regular basis just as it demands nutritious foods everyday. Dr. Edward C. Schneider a famous physiologist after a life time study on the effect of exercise came to conclusion that, "Frequently repeated exercise extending over months and years is necessary for healthy existence, it is a physiological

need of primitive kind which can not be eliminated by civilization". (It is difficult to find men who have been injured by muscular exercise but easy to find many who have failed of normal development and been ruined by lack of it.

Exercises have been catagorised into different types:-

- 1) Active Exercises
- 2) Support exercises
- 3) Passive exercises
- 4) Postural exercises

Active Exercise	Exercises of speed-(sprinting,running)
	Endurance- long distance running,swimming, mountain climbing, cross country
	Strength - Isotonic,Isometric,Isokinetic, dynamic static
	Skill - Acquiring a skill
	Attention-
	Alertness-
Support Exercises	- The balancing exercises
Passive exercises	- Massage
Postural exercises	- Exercises meant for spine,joints and bones.

Though different types of exercises are there still most commonly used exercises for the development of health, fitness are the active exercises.

However those exercises do have some definite effects on the organic systems. The important organs of the body get involved during exercises are the

- a) muscular system
- b) respiratory system
- c) heart and cardiac cycle

These are the three major body parts on which the discussion may be made.

EFFECT OF EXERCISE ON MUSCLES

1) The sarcolemma of muscle fibres become thicker and stronger. (The part that surrounds each muscle fibre by connective sheath tissue).

2) The amount of connective tissues called as epimysium and perimysium thickens.

3) The size of the muscle increases not the number.

4) The muscle gains greater strength

5) The muscular endurance increases. It means the muscle cells exercised properly gain a power to delay the fatigue after some strenuous work and quickly recover from fatigue.

6) There is a chemical change in muscles when the regular exercise is made. An increase of the chemical substances like phosphocreatin contents, glycogen, non-nitrogenous materials and hemoglobin commences. These chemical substances prepare the muscles for the strenuous and hard work.

7) The nerve impulses travel more readily across the major endplate in the muscle fibres during contractions.

8) Muscular activities also cause a rise in muscle temperature. During strenuous prolonged exercises the body temperature may rise very high. To prevent excessive rise in temperature a heat dissipating mechanism is set in operation.

9) The contraction and relaxation of muscles the movement of joints and bones occur. It help in the mobilization of body parts during activities.

EFFECT OF EXERCISE ON RESPIRATION

1) The diaphragm is the principal muscle of respiration during rest. The muscles involved especially in respiration are external intercostals, scalers, sternocleidomastoids, the trapezius and extensions of back and neck are developed while heavy respiration is needed.

2) Practicing exercise in earlier ages result in a greater expansion of chest cavity and the depth of chest is increased.

3) The blood is exposed to oxygen over a greater area.

4) Alveolar ventilation is the most important.

Exercise improve (i) the depth of breathing

(ii) Frequency of breathing (iii) the size of dead space.

5) Respiration during exercise is regulated by neural and temperature factors.

6) During exercise minute ventilation or pulmonary ventilation is regulated more to the need of the carbon dioxide disposed than to oxygen consumption.

7) During exercise the diffusion surface capacity is increased at both the alveolar capillary and tissue capillary membranes due the fact that many more capillaries now open.

8) During exercise the hemoglobin concentrations in the blood increases thus resulting in an increased oxygen carrying capacity of blood.

10) Exercise practices improves the following pulmonary functions by larger resting and exercising lung volumes and capacities of athletes and non athletes.

Total Volume :- The volume of air breathed in and out during each respiratory cycle.

Inspiratory reserve Volume:- The maximal volume of air that can be taken in following inhalation of tidal volume.

Expiratory reserve Volume:- The maximal volume of air that can be exhaled following the end of a normal exhalation of tidal volume (CO_2).

- Residual Volume:- The volume of air still remains in the lungs following a maximal exhalation.
- Total lung capacity:-The volume of air contained in the lung following a maximal inspiration.
- Vital capacity:- The maximal volume of air that can be forcefully exhaled from the lungs following a maximal inspiration.
- Inspiration capacity:The maximal amount of air that can be taken in following a normal exhalation of tidal volume.
- Functional residual capacity:- The amount of air remaining in the lungs at the resting expiratory level.

EFFECT OF EXERCISE ON HEART

The total work of an individual accomplished is restricted largely by the heart, for this organ pumps blood, which in turn carries oxygen and nutrients to the cells of the body and transports away the waste products such as CO_2 , metabolic products, lactic acid etc. which are formed by the chemical changes in cells taking place during exercise. It has its structural properties, cardiac cycles, cardiac output and stroke volume etc. When the individual engages himself in different exercises, physical activities, sports or games etc.

1) The cardiac cycle involves all the pressure changes, volume changes and valve actions that take place during one complete phase of contraction and relaxation of heart.

2) From a functional view point, cardiac output is the most important aspect of heart function. It is determined by the product of heart rate (beats/minute) times stroke volume (ml/beat). Endurance exercises bring about a greater working cardiac output and stroke volume.

3) In both trained and untrained individuals heart rate increases linearly as work load and oxygen consumption per minute increases.

4) The heart rate reacts differently to certain kinds of exercises. For example the greatest acceleration of the heart occurs in exercise of speed such as sprint running. Smallest increase takes place in exercise of strength such as weight lifting. Endurance exercises such as distance running increases the heart rate somewhere between those of speed and strength exercises. Heart rate recovery however takes longer following endurance exercises.

5) In addition to specific types of exercises and training the factors like age, sex, postures, emotions and environmental factors.

6) During exercise the increase of stroke volume is due to a greater emptying of the left ventricle.

7) A slow heart rate combined with a large stroke volume is the characteristics of a trained individual and thus indicates an efficient circulatory system.

8) The normal heart of the trained endurance person has a greater pumping capacity and is able to provide more oxygen to the working muscles than the untrained heart. That is athletic heart - which has an increased capacity due to (a) an increase in the amount of blood flow (b) An increase in number of capillaries (c) an increase in the mitochondrial size and their content and in their related enzymes.

9) Some of the benefits of the aerobic exercise include the ability to utilize more oxygen during strenuous exercise, a lower heart rate at rest, the production of less lactic acid, and greater endurance. It reduces blood pressure and changes blood chemistry. It also improves the efficiency of heart. Aerobic exercise is responsible for development of supplement blood vessels to the heart which would be helpful in the event of a heart attack and also such exercise results in increasing the size of coronary arteries and thus assisting the flow of blood to the heart if the artery is narrowed by a clot.

Module No:PE 10

EVALUATION STRATEGIES IN PHYSICAL AND HEALTH
EDUCATION AT ELEMENTARY LEVEL

Dr.D.K.Bhattacharya,

Introduction:

Physical and Health Education could be considered as integral part of teaching-learning process in an elementary school. Physical and Health Education programme at elementary level should highlight the development of Total Health of the learner. Development of total health implies harmonious development of physical, mental and emotional health of the learner. It should also highlight cultivation of certain basic qualities, attitudes, values and practices related to healthful living, sanitation, nutrition and fitness of the body so that the health status of individual learner, family and community improves. Evaluation strategies in Physical and Health Education programmes at elementary level has the following distinctive features:

1. Areas/Scope of evaluation in Physical and Health Education should be broad-based. It should highlight not only pupils performance/progress but also the effectiveness of teacher competency and programme evaluation.

2. Evaluation of Pupil performance/progress should highlight non-scholastic areas more : Psychomotor skills/competency and socio-emotional traits related to affective domain in addition to scholastic domain.

3. Evaluation of Socio-emotional traits or personal / social qualities should focus the acquisition^a/inculcation of qualities/characteristics like discipline, leadership, cooperation, civic sense, cleanliness, emotional stability, initiative drive and industry in individual pupil.

4. Evaluation of the pupil performance, effectiveness of teacher competency and programme implementation should be done with reference to identified MLL in various areas of physical and Health Education.

5. No rigid and formal testing should be introduced at elementary level.

6. Periodic assessment of pupil's progress should be done through various techniques.

7. Techniques of evaluation of pupil's performance may include (i) skill assessment, (ii) Recording of evidence/periodical check ups of physical, social and emotional traits undertaken through formal and informal observations and oral testing in Cards/schedules/observation sheets. (iii) Medical inspection and check up (iv) knowledge testing through objective type items (with emphasis on multiple choice type of items).

8. Grades instead of marks should be used while measuring skills/competencies/traits/characteristics/knowledge

Areas of Evaluation in Physical Education

Evaluation in Physical Education should deal with three basic aspects:

A) Evaluation of Pupil's Performance/Progress in various areas of physical education such as Physical Education, Health Education, Recreation etc. Evaluation of students performance could be formal or informal. Evaluation in physical education may highlight either progress of individual students or the progress of students in group. Evaluation of students performance should be done with reference to MLL identified in respective areas of physical education.

B) Evaluation of Teachers Competancy in organisation and management of activities in various areas of physical education, Health Education and Recreation. The purpose of evaluation of Teacher competency is to improve the instructional process or to measure the teachers effectiveness,

C) Evaluation of Effectiveness of School Programme on Physical Education. The purpose of school programme evaluation is to evaluate critically the total programme or select programme areas.

A. Evaluation of Pupils Performance/Progress:

The focus: Pupils performance progress in various areas of physical education could be evaluated with reference to process evaluation or product evaluation.

Process evaluation refers to evaluation of pupils performance in general movement patterns in acquiring various skills involved in an activity. The style of movement in acquisition of sequential skills involving an activity is the point of focus rather than outcome of skill performed.

Product Evaluation refers to evaluation of performance outcomes in terms of measurable skills/competency that the pupil has acquired.

Example 1: In fundamental ball skill product evaluation refers to how far the ball was thrown, the process evaluation deals with the quality of throwing pattern.

Example 2: In cricket bowling the product evaluation refers to how many wickets were taken by the bowler while the process evaluation refers to the quality of ball throwing pattern, the number of runs the bowler has allowed in an over etc.

The Basic Issues:

Evaluation is the area of students performance in various aspects of physical education centres round the following basic issues:

1. To devise a system of recording which is valid, objective, reliable and less time-consuming.
2. To identify the number of skills in sequence to be observed/recorded/measured.
3. To decide the frequency of observation/measurement of a trait.
4. To decide the proportion of time to be devoted for evaluation of in-class or out-of-the class activities.

Evaluation of skills:

1. In playing a particular sport/game/athletic item a number of basic skills are involved. In view of wide range of skills in various sports and athletic items selection of most important skills involved in an activity is essential.

2. The skills involved in sports/athletic events depends on some degree of strength/endurance. On many occasions it becomes difficult to understand whether a participant attained a specific score due to physical fitness or sports/athletic skills.
3. The nature of skills involved in different sports/athletic events are not uniform, they vary. A skilled gymnast may not be a good swimmer or football player.
4. Certain basic skills such as speed, balance and coordination are common to many sports/athletic events.
5. A skill evaluation should be simple in execution. Several aspects of a particular skill should not be measured as a time.
6. Skills are to be arranged sequentially as per expert judgement otherwise it ^{may} result in complications. Test should measure one aspect of a skill while the other aspects should be kept constant.
7. The evaluation result of skill should help in suitable differentiation of student abilities.
8. The skill identified in sequence should be suitable for the age level of the pupils.
9. The dimensions of skilled performance are :
 - a. Number of successful performance
 - b. Accuracy in performance
 - c. Time taken to acquire a skill is used to measure speed in running, swimming, jumping, skating or skiing, Speed may be measured by scoring the difference covered in a set time.
 - d. Distance - a linear range covered by a performance such as throw, a hit, a jump, or a vault. Linear measurements may be used in broad jump, short put, discus, javelin, high jump and pole-vault.

Identification of skills in sports/games/athletics events

Example 1: Skill involved in Badminton

- i) Short serve
- ii) Long serve
- iii) High serve
- iv) Smash stroke
- v) Frequency of strokes
- vi) Time-taken for stroke

Example II: Skills involved in Horizontal Bar(Gymnastic)

1. Back circle to frong support
2. One-half-circle forward
3. Single knee hang, swing head above bar 3 times
4. Assisted swing dismount-3 swings
5. Two chins up - each grip
6. Single knee hung, single knee mount
7. Single knee circle forward(reverse grip)
8. Left half or right half left, double knee circle backward
9. Double knee swing dismount
10. Short underswing dismount 5 feet
11. Jump to single knee uprise
12. Forward knee circle
13. Left half right or right half left, double knee circle backward
14. Four chins ups each grip

Example III: Skills involved in Track events

1. Skill of sprinting
2. Skill of pacing

Example IV: Skills involved in Basket Ball(Group Skills)

1. Passing
2. Shooting
3. Jumping
4. Dribbling

Example V: Skills involved in Football (Group Skill)

1. Passing
2. Catching
3. Kicking
4. Running
5. Pass defence

Example VI: Skills involved in Hockey

1. Drive
2. Dribble
3. Fielding
4. Turning to the right
5. Dodging

Example VII: Skills involved in Volley Ball

1. Ability in passing
2. Volleying
3. Serving
4. Performing the set up

Process Evaluation in Students Performance:

Process Evaluation of Students performance may deal with evaluation of skills, comparison of entry behaviour with later performance, physical fitness, knowledge of a particular sport/activity.

1. Evaluation of skills involved in an event/activity:

Psychomotor domain is one of the major area which should be highlighted in process evaluation of students' performance. For evaluating any activity in the physical education area skills involved in a particular activity should be listed in sequence so that they could be evaluated during practice/learning stage. Check list could be used as a tool of evaluation when skills are listed in proper sequence.

Sample check list

Sl. No.	Name of the student	Skills listed in sequence									
1.											
2											
3											
4											
5											

Skills are to listed in sequence at the top. The name of the students could be inserted in the left hand side. Child's performance against the skill items could be checked while checking each skills items 3 point rating could be used. 0,1,2 could be rating points where 0 = No Conformance, 1=Partial Conformance and 2=Complete Conformance. This type of check list would be of great help in making proper diagnosis of students defeciency in acquisition of skills and help the students to understand the fundamentals necessary for improving performance. Evaluation of skill would indicate to the teacher what progress is being made by the students and when re-teaching is necessary.

2. Comparison of entry behaviour with later performance:

Anecdotal Record Sheets could be used for informing students about ^{discrepancy between} their entry skills and present performance. In Anecdotal Record Sheets observation are recorded at the beginning of an unit/activity which could be compared with the performance at a later date.

Sample Anecdotal Record Card

Teacher _____
 Class _____ Event/Activity _____ Date _____

Ram: Progress is not satisfactory. He is to practice more.

Shyam: Seems to be discouraged about the event. May be discussed with his parents.

Bharati: Performance excellent, She may help others.

2. Measurement of the level of Physical fitness of the students

A Physical education teacher conducting school fitness programme is generally not concerned with laboratory method of measuring body composition and estimation of body fitness. Age-height-weight tables for males and females could be considered as one item to measure physical fitness. Each value in Age-height-weight tables is an 'average' weight for a given age, sex and height. Though the value does not reflect an ideal weight but indicate the average weight for people of a particular sex, age and height.

The School Cumulative Record card should contain a section dealing with permanent health record and physical fitness. Health and physical fitness should be reported to parents.

B. Evaluation of Teacher Competancy in Physical Education:

Teachers competency in management and organisation of activities in various aspects of physical education could also be viewed from product evaluation and process evaluation. The process-oriented physical education teacher is more concerned whether the students have acquired proper patterns, skills performance and positive attitude towards the activity or whether the student has acquired the right technique. On the

otherward, a product oriented teacher is more concerned with the outcome of the game - Win or defeat. He is not interested about the proper patterns of skilled performance, students attitude to learning physical education/health education/ recreation activities or about the techniques of performing an activity. In a foot ball match the product-oriented teachers is more concerned with losing or winning the game. The teacher competency could be evaluated by use of methods such as checklist, rating scales and observation schedule. If the number of choice points are more the level of unreliability of ratings increases on many occasions, Check lists and Rating Scales are informed by subjective impression and opinion of the evaluator. There is a need for developing a systematic method of observation of teacher activity for quantification of teaching process. Siedentop text-entitled 'Developing Teaching Skills in Physical Education'(1983) may provide necessary guidelines for developing systematic teacher self-observation. Techniques used by Dart et al (1988) in systematic observation instrumentation for physical education could also be utilised for the purpose. In order to develop systematic method observation of teacher activity in Physical Education the following aspects are to be taken into consideration:

- 1) Recording of frequency with which a certain teachers behaviour occurs. Not the quality of teacher behaviour, quantification of teacher behaviour in organisation/management of various activities is the principal point of focus. Observable teacher behaviour could be recorded.

2) Length/duration of certain behaviours could be recorded in terms of minutes and seconds. The data could be converted into percentage so that comparisons could be made lesson-wise.

3) Intervals should be allowed between observation and recording of individual teacher behaviour. 6 to 12 seconds intervals could be allowed twice - one for observation and another for recording.

4) Since the nature of strength, weakness and concerns for improvement varies from teacher to teacher only one behaviour should be evaluated at a time. The teacher is to maintain a balance between instruction and practice. An observer could record this balance in each teaching episode.

5) Management skill of physical education teacher is very vital. There is a need of management skill when students are grouped into different formations when apparatus and equipment are handled and when directions are given in these areas. The adequacy of duration of management time could be evaluated.

6) The teacher involvement in practice time is to be evaluated. Teacher is to organise skill practice in order to inculcate skills in students during physical activity. In order to evaluate practice time, duration recording is most effective method.

7) Teachers ability in identifying Response Latency may also be evaluated. Teacher should be able to judge how quickly the students response when commands or signals are given.

8) The type of feedback the teacher offer to students which improves the physical education instruction may also be evaluated. The nature of verbal and non-verbal feedback corrective instructional feedback, general and specific, feedbacks may be evaluated.

9) Teachers ability in evaluating students performance should also be evaluated. The teacher should be able to evaluate the performance of the students through placheck (planned activity check) observation technique (Siednetop,1983).

A sample Teacher Rating Scale

Name of the teacher _____

Activity _____

Grade _____

----- 3 2 1 Comments

1. Personal qualities;

Appearance

Neatness; appropriate dress,

clarity of language

Foresight

Creativity

Enthusiasm

2. Quality of activity planning,

confidence, self control.

3. Activity management

4. Teaching technique

5. Adequate activity

6. Demonstration (if any)

7. Safety precautions

taught-observed

8. Ability to supply/prepare

facilities/equipments.

9. Clear communication of ideas

10. Sensitive to student ideas/needs

11. Provide positive reinforcement/

encouragement

12. Accomplishes objectives

13. Appropriate progressions
14. Adjust to student ability

General evaluation

3. Above Average/superior
2. Average
1. Below average

Evaluator

Date:

Students performance in Socio-emotional Traits or Personal-Social Qualities:

Certain socio-emotional traits or personal-social qualities have relevance to Health and Physical Education.

These are:

1. Discipline
2. Leadership
3. Cooperation
4. Fellow feeling
5. Initiative
6. Cleanliness
7. Emotional stability
8. Drive
9. Punctuality

Students performance in selected socio-emotional traits should be assessed periodically. Check list could be used as a tool of evaluation.

Sample check list:

		Socio-emotional traits								
Sl. No.	Name of the student	1	2	3	4	5	6	7	8	9
1										
2										
3										
4										
5										

Socio-emotional traits may be listed in at the top. The name of the students could be inserted in the left hand side. Child's performance against a particular trait could be checked. While checking each trait item 3 point rating could be used. 0, 1, 2 could be rating points where 0=Excellent, 1=Average and 2=Poor. This type of check list would be of great help in making proper diagnosis of students deficiency in acquisition of personal social qualities.

Reporting to parents

The performance of the students' in the areas of performance test (skill test), Fitness Test and Knowledge Test may be communicated to the parents in the Physical Education Grade Card as shown below:

Physical Education Grade Card

Students		Teacher's		Class	
Name		Name:		Section	
1st terminal	2nd terminal	3rd terminal	Average grading		
PT-	PT-	PT-	PT-		
FT-	FT-	FT-	FT-		
KT-	KT-	KT-	KT-		
SETT-	SETT-	SETT-	SETT-		
Grade	Grade	Grade	A.V. Grade		
_____	_____	_____	_____		
_____	_____	_____	_____		

PT = Performance (skill) Test

FT = Fitness Test

KT = Knowledge Test

SET= Socio-emotional traits

Elementary physical education progress check list

Student:-

Class -

Teacher-

In the physical education programme of the schools activities have been selected in order to develop specific skills. The ratings are based on various tests during various physical education activity programme. The check mark indicate a satisfactory performance has been demonstrated by the pupil.

1. Ability to perform basic soccer skills -
2. Understand the rules/team play concepts of soccer -
3. Accept decision of the Leader (teacher/student) -
4. Achieved satisfactory rating on performance test -

Product evaluation

Sports/Atheletic knowledge Tests

Objective sports/atheletics knowledge tests (Teacher made) may be constructed which may include coverage of history, rules, techniques and strategies. Multiple choice type of items have immense potentiality.

The examples of Multiple choice type of items are given below:

Multiple Choice Type of items (Knowledge)

1. In volley ball foul occurs by
 - (a) Hitting the ball with fist
 - (b) Hitting the ball with the head
 - (c) Hitting the ball with the wrist
 - (d) None of the above

2. Tennis Service is made from

- (a) Service line
- (b) Center line
- (c) Side line
- (d) Base line

3. Comprehension

A score of 6 - 4, 4 - 2 mean in Tennis

- (a) A has won 10 points to B's
- (b) A won 6 points in the first game and 4 in the second
- (c) A has the advantage score in set
- (d) A won first set and is ahead in the second

4. Application

The drives should be used in Tennis

- (a) When playing behind the base line
- (b) When playing just in front of the service line
- (c) When playing net position
- (d) When playing midcourt, with ball coming directly towards one's feet.

5. Which of the following strokes most nearly resemble each other ?

- (a) Volley-drive
- (b) Smash - serve
- (c) Lob - Volley
- (d) Smash - drive

C) Evaluation of effectiveness of school programme on physical education

Evaluation of the effectiveness of school programme in the area of physical education would indicate

- 1) Programme coverage
- 2) Facilities equipment and supplies
- 3) Transactional methodology
- 4) Curriculum transaction
- 5) The strength of the programme
- 6) The weakness of the programme
- 7) Need to expand or reduce the programme
- 8) Need for more emphasis on a particular aspect of the programme

A four point check list may be developed for evaluation of effectiveness of school programme.

Health Education in the Elementary School and
Minimal Levels of Learning

S.Bhattacharya

DEFINITION OF HEALTH

Health and hygiene, along with language and mathematics have formed a part school education in our country since pre-independence day, while other subject areas have changed over the years (Geography & History - Social Sciences - Environmental studies at primary level) and new areas have been introduced e.g. SUPW. In the case of health education the change has been internal. Health in the hygienic sense, evolved over thousands of years as an approach to survival and fitness. It focussed mainly on how to stay disease free. The modern concept of health has undergone a sea-change. World Health Organisation has defined health as a state of physical, mental, social and spiritual well-being. It is these dimensions that needs to be inculcated into the curriculum.

DIMENSIONS OF HEALTH EDUCATION

"Wellbeing" is a dimension that is very difficult to measure. It may theoretically be identified by five fitness components: physical fitness, emotional fitness, social fitness, spiritual fitness and cultural fitness.

Sorochan and Bender (1979) has suggested the following salient characteristics of each type of fitness.

1. Physical fitness (maintenance of body processes)
 - a) efficient functioning of body systems and organs
 - b) ability to resist infections and communicable diseases

Contd...2..

- c) freedom from disease, infirmity or physical disorder
 - d) avoiding substances and experiences hazardous to optimal physical fitness
 - e) overall minimum muscular strength
 - f) eating a variety and a balance of foods regularly
 - g) minimum cardiovascular - respiratory - muscular endurance
 - h) neuro muscular coordination, flexibility and balance
 - i) weight normal for body height, age, sex and body density.
2. Emotional fitness (mental fitness) - (feelings, thoughts and self-identity.
- a) coping successfully with the stress of daily living
 - b) being flexible in all social situations
 - c) feeling worthwhile and adequate as a person
 - d) feeling content and happy
 - e) feeling a sense of accomplishment and self-realization
 - f) facing up to and accepting reality
 - g) feeling worthwhile as a member of society by meeting the demands of life
 - h) having emotional stability
 - i) exercising self-discipline and self-confidence
 - j) accepting responsibility for one's behaviour and social roles
 - k) feeling good about self and others
 - l) having worth while hobbies and recreational interests
 - m) being able to give, express and accept love
 - n) having an adequate self image.
3. Social fitness (relating to others)
- a) having a human approach to living and dealing with others
 - b) setting up own minimum moral standards of conduct
 - c) having ethical integrity in interpersonal relationships
 - d) wanting to share with and to contribute to the happiness and welfare of others.

Contd...3..

- e) socialising by doing things with others and by becoming involved with others
 - g) cultivating close friends.
 - h) being able to make new friends
 - i) being able to relate to people of all ages
 - j) behaving in socially acceptable way (morals)
4. Spiritual fitness (aspirations and ideals)
- a) aspiring for a safer and a more abundant life for oneself and for one's society.
 - b) aspiring toward "the better things in life"
 - c) feeling an awareness of a purpose in life and that living and life itself, are worthwhile
 - d) being able to appreciate art and aesthetics
 - e) having ambition to achieve and to accomplish
 - f) being able to give way to creative imaginations as well as openness to express creativity
 - g) being able to set attainable goals and to experience success and self-fulfilment of these
 - h) having courage to face the unknown
 - i) willing to take calculated risks
 - j) feeling that what you do is worthwhile and appreciated by others.
5. Cultural fitness (identity with community)
- a) responsible involvement in community affairs
 - b) serving others as a public servant
 - c) being a contributing member of society
 - d) attending and/or participating in cultural festivities and social functions e.g. music, art dance etc.

HEALTH EDUCATION: IN ELEMENTARY SCHOOL CURRICULUM

The wide dimensions of modern concept of health, brings to the fore the idea that achievement of health

Contd...4..

cannot be effected through a single subject area, but through the whole curriculum particularly at the elementary level. This is particularly true for all the four areas other than physical fitness.

In the present day elementary school curriculum the physical fitness dimensions are covered under two subject areas; "Environmental Studies" and "Health and Physical Education" (HPE). The problem emerges as to who teaches about "health" and what are the strategies to be followed. In single teacher schools this problem is solved because the same teacher deals with both subjects, but in schools with separate teachers in the two areas the overlapping domains needs to be discussed between teachers so as to avoid confusion.

MINIMUM LEVELS OF LEARNING IN HEALTH

As mentioned above health education is being imparted under two different subjects. The minimal levels of learning in Environmental studies have been worked out (see Annexure for Health components). A similar exercise is not available for the health component in "health and physical Education". However if one books at the prescribed syllabus one finds a lot of overlap in content between the subjects.

ACTIVITY 1: Discuss whether the minimal levels prescribed under EE is also the minimal levels hoped to be achieved under HPE or whether additional competencies can be achieved.

ACTIVITY 2: Given that the minimum level is to be attained by all students identify activities which can be undertaken by the HPE teacher to achieve minimum levels as prescribed in EE minimal levels.

ROLE OF TEACHER:

The health of the students are partially the responsibility of the teacher. As such the teacher must be able to judge whether a student is ' healthy ' according to the modern concept. For this the teacher has to evaluate from time to time the status of health of the student. Such health cards may cover areas such as growth and development, habits, illnesses, disabilities immunisation and behaviour. Keeping such records will help in monitoring the health status of the pupil.

ACTIVITY 3:

Develop a Health card for keeping individual records of students.

Statement of MLIs in Environmental Studies

Areas	Class I	Class II	Class III	Class IV	Class V
1. The pupil acquires awareness about one's well-being in the context of social and natural environment.	1.1. Our body and its cleanliness	1.2 Our food and shelter	1.3. Rules of safety and orderly behaviour	1.4. Precautions against common accidents	1.5. Care against persons of bad habits and bad character
	1.1.1. Identifies the main parts of the body	1.2.1. Understands the need of food for health	1.3.1. Appreciates the need for orderly behaviour in home, school and public places	1.4.1. Identifies common situations leading to accident in his environment	1.5.1 Knows about common crimes in his locality, e.g. theft, decoity, violence and trespass
	1.1.2. Understands the importance of keeping them clean	1.2.2. Sees relationship between unclean food and water, and diseases	1.3.2. States in queue and waits for his turn	1.4.2. Sees relation- ships between acci- dents and lack of precaution	1.5.2. Sees relationship between crimes and bad habits and bad behaviour, e.g. alcoholism, bullying, lack of consideration for others, etc.
1.1.3. Recognizes the need of clothes and seasonal variations in them, (wherever applies)	1.2.3. Appreciates why the house is an essential need	1.3.3. Interprets important road symbols (as applicable)	1.4.3. Knows some basic measures to be taken following an accident		1.5.3. Suggests possible safeguards, as also measures to prevent crimes.

as	Class I	Class II	Class III	Class IV	Class V
The pupil understands factors contributing to the prevention of health			<p>7.3. Functions and care of different parts of body</p> <p>7.3.1. Understands important functions of human body, such as digestion, respiration, blood circulation, etc.</p> <p>7.3.2. Knows how to take proper care of such parts of the body as eyes, hair and teeth</p>	<p>7.4. Nutrition, pollution and cleanliness</p> <p>7.4.1. Classifies food stuffs according to nutritive functions and understands the need of balanced diet</p> <p>7.4.2. Knows how food and drinking water get contaminated (Extension of 10.3.14)</p> <p>7.4.3. Conducts simple experiments to purify drinking water</p> <p>7.4.4. Relates unhygienic conditions with the spread of diseases</p>	<p>7.5. Prevention of diseases and keeping fitness</p> <p>7.5.1. Knows about major sources of diseases</p> <p>7.5.2. Understands the usefulness of vaccination to prevent communicable diseases</p> <p>7.5.3. Suggests ways of collecting and disposing of garbage</p> <p>7.5.4. Applies simple first-aid skills</p> <p>7.5.5. Reads thermometer to know body temperature</p> <p>7.5.6. Participates in child-to-child programme to save life of ailing infants, e.g. from diarrhoea</p>

MINIMUM LEVEL OF LEARNING IN HEALTH AND
PHYSICAL EDUCATION

85

<u>Area</u>	<u>Class I</u>
1. Basic body positions & Movements	1.1.1. to stand in correct position with straight back, eyes forward and weight distributed on both legs.
	1.1.2. to sit in correct position with straight back
	1.1.3. to bend forward from the waist keeping the knees straight and feet apart
	1.1.4. to bend sideways (left and right) keeping feet apart
	1.1.5. to walk correctly by placing heel first and with toe projecting straight forward.
2. Rhythmic activities	2.1.1. to perform actions related to poem/song recited by the teacher
3. Imitations, story plays & mimetics.	4.1.1. to imitate the action of two animals such as monkey, cat, elephant, birds etc.
	4.1.2. to imitate the gait of any three animals such as elephant, frog, monkey, dog etc.
4. Minor & Lead up games	5.1.1. to participate actively in two small-area games
5. Simple combatives	7.1.1. to pull and push using hands

* Identified by participants in Group Work.

AreaClass II

- | | |
|---------------------------------------|--|
| 1. Basic body positions & Movements | 1.2.1. to stand in a circle made on the floor.
1.2.2. to form a circle with 5 to 8 students by joining hands.
1.2.3. to stand at attention, with heels together and hands on side
1.2.4. to stand at ease by keeping feet apart, hands at the back.
1.2.5. to understand and obey commands "attention" and stand-at-ease".
1.2.6. to walk straight using a guide line with either left or right foot on the line
1.2.7. to walk in a single file (5 or 6 students one behind the other)
1.2.8. to run correctly on toes.
1.2.9. to bend backwards by placing hands on hip. |
| 2. Rhythmic activities | 2.2.1. to clap to rhythm with drum beat or count
2.2.2. to keep time by stamping with the foot to the rhythm of drum beat or count.
2.2.3. to sing and perform rhythmic action for one song. |
| 3. Imitations, story paly & mimetics. | 4.2.1. to imitate sound and movement of objects such as car, train, machine etc.
4.2.2. to say the words and perform actions to two poems/stories |
| 4. Minor & Lead up games | 5.2.1. to participate actively in two more small-area games. |
| 5. Simple combatives | 7.2.1. to push and pull back to back.
7.2.2. to pull stick or hands with partner. |

AreaClass III

- | | |
|-------------------------------------|---|
| 1. Basic body positions & Movements | <p>1.3.1. walk for a distance of 10 m. keeping an object such as book on head</p> <p>1.3.2. to walk in two files with 5 to 6 students in each file.</p> <p>1.3.3. to run between 2 lines for 50m.</p> <p>1.3.4. to run in a circle</p> <p>1.3.5. to perform three free arm exercises - raising arms forward, sideways and upward</p> <p>1.3.6. to perform three free arm exercises involving bending forward backward and sideways</p> <p>1.3.7. to throw or catch a ball or ring in pairs</p> <p>1.3.8. catch a ball thrown by the leader standing in the centre of a semicircle and throw it back to the leader</p> |
| 2. Rhythmic activities | 2.3.1. to perform rhythmic action of two songs. |
| 3. Marching | <p>3.3.1. to do mark time march standing at one position without moving arms</p> <p>3.3.2. to understand and respond to commands "March" "Halt" and "Right turn" "left turn"</p> <p>3.3.3. to perform right turn and left turn from attention position</p> |
| 4. Minor & Lead up games | 5.3.1. to participate actively two more minor games |
| 5. Gymnastics | 6.3.1. to balance on one (foot), repeat with other foot. |
| 6. Yoga | <p>9.3.1. to perform any two of the following asanas</p> <p>Sukhasana</p> <p>Padmasana</p> <p>Tadasana</p> <p>Vajrasana</p> |

AreaClass IV

- | | |
|-------------------------------------|---|
| 1. Basic body positions & Movements | 1.4.1. to stand in a single line according to height
1.4.2. to number from the right (1-2-3-4.....) continuously
1.4.3. to number in twos from the right (1-2-1-2.....)
1.4.4. to form class in two rows by either no 1's or no 2s moving forward 2 or 3 steps
1.4.5. to perform two exercises each for neck, arms, trunk and legs. |
| 2. Rhythmic activities | 2.4.1. to perform one folk dance |
| 3. Marching | 3.4.1. to do about turn from attention
3.4.2. to march in a single file keeping one arm distance
3.4.3. to understand and respond to commands - " Quick march " "About turn" |
| 4. Minor & Lead up games | 4.4.1. to participate actively in two more minor games
4.4.2. to play circle Kho |
| 5. Gymnastics | 5.4.1. to balance on one leg with body parallel to the ground and hands on the side of the body. Repeat with other foot.
5.4.2. to perform head stand
5.4.3. to roll forward once
5.4.4. to wheel on hands and feet (cartwheel) once. |
| 6. Yoga | 6.4.1. to perform the remaining two asanas from class III and one more from the following
- Chakrasana
- Paschimotanasana
- Bhujanga asana |

<u>Area</u>	<u>Class V</u>
1. Basic body positions & Movements	1.5.1. to perform four combination exercises involving arms and legs. 1.5.2. to perform drill with any one apparatus (hoop, ball, ribbon, hanky, dumbell sticks)
2. Rhythmic activities	2.5.1. to perform one more folk dance
3. Marching	3.5.1. to perform right and left wheel while marching in single file. 3.5.2. to march in two rows 3.5.3. to understand and follow the commands, right wheel, left wheel, Quick march
4. Minor & Lead up games	4.5.1. to participate actively in two more minor games. 4.5.2. to play Kabaddi.
5. Gymnastics	5.5.1. to perform Hand Stand with support.
6. Track & Field	6.5.1. to run 50 mtrs. 6.5.2. to perform standing broad jump 6.5.3. to throw cricket ball for a distance of 10 mtrs.
7. Yoga	7.5.1. to perform the remaing two asanas from class IV and one from the following Dhanurasana Vrikshasana Sarvangasana Shavasana

MENTAL HEALTH AND PHYSICAL EDUCATION CURRICULUM
IN SCHOOLS

Module HPE No. 12

PROF. K.C.PANDA

The common slogan "a sound body and a sound mind" runs quite contrary to the much prevalent parent-teacher instruction "Don't play too much, your studies are going to be affected". Lack of understanding of the dynamic relationship that exists between play and mental health, body and mind, physical education curriculum and academic curriculum has often been the source of concern and the danger of neglecting one for the other. In the recent curricular reform therefore, Health and Physical education has been given a very significant place from early childhood education to secondary education and the objectives of each has been carefully framed and stated in the curriculum framework of Elementary and Secondary schools published by NCERT.

Let us look at what Mental Health means and then see how physical education curriculum can contribute to its development and maintenance. Mental Health simply means adjustment of individuals to themselves and to the world at large e.g., greatest success in adjustment according to capability characterised by minimum of tension and friction. The mentally healthy child reflects self acceptance, a balance between instincts and conscience, less of conflict, and more of tolerance, displays realistic perception of reality and mastery of environment, possesses ability to love others, competent in maintaining human relations, adaptation to current circumstances and willingness to use problem solving approaches.

How do children develop these qualities? What is the role of teachers? It is stated that teachers cannot prescribe tranquilisers or antidepressant drugs but they can administer the pain relieving aspirin of acceptance, time to listen and tolerance for deviant conduct.

To make it more operational teachers must emphasize the physical, mental and emotional aspect of personality. They should ensure that the child gets along with himself and so also with others in the process of becoming a human being. They should demonstrate involvement in the whole process of developing, mental healthy among children and understand its significance. This responsibility on the part of teachers is a must.

In this day to-day interaction with children teachers are expected to have faith in the freedom of children. Children no matter how young they are possess a personality or identity of their own which demands respects from others. Hence, teachers must respect the personality of the growing child instead of hurting or insulting them.

They should encourage them to develop attitudes of cooperation, participation, regard for authority. While so doing teachers have to understand that the children have developed a feeling of security. They should be allowed to explore and experience and satisfy their anxiety than directed and advised. By that the need to be independent will grow.

More specifically, it has been found that the causes of maladjustment are insecurity, inferiority, guilt,

conflict, labelling, with-drawal from social group, truancy. Hence, it is for teachers to safeguard that they do not display any positive discrimination. They need to out grow their past. They respect differences among children. They listen to children and provide cathartic treatment. Thereby they enhance the Ego of their children in schools.

The next question is, if harmonious development of body, mind and spirit are essential ingredients of mental health how does physical education contribute to such an objective ? It is said that physical education emphasizes, the health of the learners and community i.e. ensuing emotional and mental health of children is inbuilt in the objective of physical education which apparently creates an impression that it promotes only physical health. One has therefore, to explicate the role physical education has to play.

What kind of learning takes place in physical education ? It is obvious that much can be learned about the body itself. They do learn the relationship of this equipment to optimum physical functioning and to happiness and well being.

A type of learning that takes place in physical education concerns his relationship with youngsters. The physical education class offers a wonderful opportunity to instil such qualities as courage initiative, leadership, followership, honesty, and dependability. The give and take in the physical education class helps a child to appreciate better the individual abilities of others and the value of playing according to rules. Physical education is not just

an education of the physical body. It is not mentally exercising, sweating, putting, building strength and stamina. It uses the body as a vehicle through which knowledge is gained, attitudes are developed and desirable social qualities and decision making habits are acquired. The physical education is education through and by means of physical activity.

It is a way or means and not an end itself. The objectives of physical education are far elastic and comprehensive. This is reflected in a precise definition of the concept of physical education.

"Physical education, an integral part of the total education process is a field of endeavour which has as its aim the development of physically, mentally, emotionally and socially fit individuals through the medium of physical activities that have been selected with a view to realising the outcomes".

(Bucher, C.A. (1968) Foundations of physical education. The C.V. Mosly Co.) Physical education can therefore play a very important role in contributing to each of phase of child growth and development. Like education for all, there needs to be a slogan "education through play" which was being emphasized from the period of Froebel or in the words of Professor Thomas Briggs of Columbia University, "let's help people to do better those things they are going to do any way". Children are going to play whether parents and teachers want them or not. Therefore, physical education teachers must change their rigid attitude for skill development and kill two birds at a time. Physical skill and mental health.

The time has changed. There is no need to be guided by asceticism, scholasticism, and puritanism of the 18th century. One should go by what looks the English Philosopher said "A sound mind in a sound body". Outstanding educationist like Pestalozzi, the Swiss educator; Froebel, the German educator; Dewey, the American Philosopher, and Rousseau the French philosopher, emphasized the educational value of play and physical education as an educational device.

But much of this significance is lost partly because of puritanic attitudes of parents and indifference of physical education teachers. Play has therefore becomes work leading to drudgery. Hence, a medium of splitting the mental health of pupils and making them asthenic rather than athletic.

Since physical education activities have great attraction for children and youth and since it is possible to develop desirable social traits under proper guidance. Physical Education should realise its responsibility: building positive health (physical and mental) - the necessity of a democratic society; the family and community health; human relations; workmanship; humanitarianism; and democratic living.

A physical education programme will have a spread of effect to teachers if teachers participate in the whole process of becoming from being. It will reduce worries and stress, feeling of burnout, arrogance and domination over conscientiousness mingled with laxity among professionals and thus contribute to a healthy living and transaction of curriculum.